



infilink
TECHNOLOGIES

Infinite ways to link...

SOLUTION CATALOG



As your professional partner, Infilink Technologies offers a 25-year performance warranty directly to you, as the end user, not to the independent system integrator or network specialist who happens to install the network for you.

This warranty distinguishes **Infilink** in the rapidly growing market.

The 25-year warranty applies to premise cabling installations consisting of 100% Infilink products or Infilink-approved products. Systems must be installed by authorized contractors (registered with Infilink).

For further details, please ask for a copy of the Infilink warranty statement.



Infilink Technologies is a one-stop shop network solutions manufacturer, offering a complete line of fiber and copper structured cabling solutions suited for the SMB LAN environments. Additionally, Infilink Technologies carries a full range of cabinets, termination tools and other supplemental products. Our design, development, marketing and management team work in close collaboration to ensure excellent products and solutions. These solutions not only meet regional requirements, but also exceed those of well-recognized international standards, such as UL, ISO, IEC and TIA. **Infilink Technologies** solutions covers OS2, OM2 and OM3 standards for fiber and Cat.3 to Cat.6A family in UTP and shielded varieties for copper product line. All **Infilink Technologies** products are available through an extensive network of distributors and partners in each continent. The 25-year end-to-end installation certificate offered by **Infilink Certified Engineers** gives customers the satisfaction and ease of mind for many years to come.

TRADEMARK STATEMENT

Infilink and the Infilink logo are registered trademarks of Infilink Technologies, USA

CUSTOMER SUPPORT

Infilink Customer Support Services offers a broad selection of programs including extended phone support, upgrades, and parts replacement. For more information, contact us by email at customercare@infilinktechnologies.com. Service and availability may vary by country.

INFILINK TECHNOLOGIES

San Rafael, California, U.S.A.

Telephone: +1 (415) 482-6681

Email: info@InfilinkTechnologies.com








www.InfilinkTechnologies.com

All rights reserved

Table of Content

■	Company Profile	4
■	Voice-Telephone System (Cat-3 Multipair)	
	Cat-3 UTP 25Pair/50Pair/100Pair Telephone Cable	5
	Cat-3 25-Port /50-Port Voice Patch Panel	6
■	Connectors and Outlets	
	Shielded & Unshielded Cat-5e Cat-6 Cat-6A Keystone Jack Modules	7
	Plug Rescue	19
	Inline Coupler	20
	RJ45 Male Plug / Boot Cover	21
	Faceplates: British Style	23
	Faceplates: French & British Style	24
	Surface Box / Back Box	25
■	Copper Unshielded Twisted Pair Cables	
	Green UTP Cable e-Series (Gigabit)	27
	Cat-5e UTP PVC cable (Giga Ready)	28
	Cat-6 UTP PVC cable (Thunder Series)	29
	Cat-6A UTP Cable High Performance Series	30
	Cat-6 UTP PVC Cable PVC High Performance Series	31
■	Copper Shielded Twisted Pair Cables	
	Cat-5e SFTP LSZH Cable	32
	Cat-6A SFTP Cable LSZH High Performance Series	33
	Cat-6 SFTP LSZH Cable	34
	Cat-6A FFTP Cable	35
■	Copper Patch Cord Assemblies	
	Cat-5e UTP Patch Cords	36
	Cat-6 Shielded & Unshielded Patch Cords	37
	Cat-6A Shielded Patch Cords	39
■	Copper Patch Panels	
	Cat-5e Shielded & Unshielded Patch Panel	40
	Cat-6 Shielded & Unshielded Patch Panel	42
	Cat-6A Shielded Patch Panel	44
	Unloaded 16-Port Patch Panel	45
	Multi-Use Patch Panel 24-Port High Performance Series	46
	Cat-6A Snap-In Type 24 Patch Panel 24-Port High Performance Series	47
■	Fiber Optic Cables (OM2, OM3, OS1)	
	FTTH	
	2 Core Indoor Single Mode LSZH	48
	2 Core Outdoor Single Mode PE	49
	2 Core Indoor Multimode Zipcord	50
	Tight Buffered	
	4 - 48 Core Indoor SM & MM LSZH	51

Table of Content

Loose Tube	
2 - 12 Core Indoor & Outdoor SM & MM	52
2 - 12 Core Outdoor SM & MM Steel Wire Armored	53
24 Core Outdoor SM & MM Steel Tape	54
2 - 144 Core Outdoor SM & MM Double Armored With Two Jackets	55
 Fiber Optic Accessories	
Connectors	56
Adapters	57
 Fiber Optics Cable Assemblies	
Patch cords	58
Pigtails	59
 Fiber Optic Patch Panels and Enclosures	
Rack mount 19" Fiber Optic Patch Panels Sliding Type Loaded (SM & MM) & Unloaded	60
Simplex (LC, SC, SC/APC) 12, 24, 48, 96 ports	60
Duplex (LC, SC, SC/APC) 12, 24, 48, 96 ports	60
 Networking Cabinets & Cable Accessories	
19" Free-Standing Cabinets	61
19" Wall-Mounted Cabinets	61
Cable Manager	62
Cage Nuts, Castors, Fixed & Movable Trays, Fan	62
Power Distribution Units	62
 Data Center Solutions	
MPO Cassettes	63
MPO Trunk & Fanout Cable / Patch Cord	64
MPO Patch Panel	65
 Tools	
Crimping Tool	66
Punch Down Tool	67
Installation Tool Kit, Tester & Probe Tracing	68
Mid-Span Panel 16-Port Gigabit	69
Mid-Span Panel 16-Port	70
 Glossary	71

Infilink Technologies is a manufacturer of copper and fiber structured cabling solutions for the LAN and MAN (metropolitan area network) environments. Founded in 1998 to address structured cabling requirements within data and telecommunications sectors, the company has now grown into a multinational group with a vast global customer network. With honesty, diligence, solidarity and creativity, the company's leaders have gathered a group of highly qualified and efficient professionals to design, develop, and manufacture structured cabling solutions to meet the current and future requirement of data and telecommunication industries. The company dedicates extensive time and effort to research and development to produce high-quality components by utilising advanced test and inspection of components, in addition to adhering to strict quality control systems. Our goal is to provide high-quality products and unparalleled services, futuristic product development and technological innovation to our valued customers.

Manufacturing:

Infilink Technologies headquarters is centrally located in Northern California with production facilities in both Taiwan and China. Our manufacturing facilities have passed all well-known international standards and carry certificates such as 3P, DELTA, UL, CE, ETL, TIA and RoHS.

Quality:

Infilink Technologies Quality Assurance Management Team understands the importance of component quality in the telecommunications and data sectors. The 19-year knowledge enables the Infilink team to optimise the design criteria to the level that high performance and exceptional quality can be offered at an attractive price range.

Design and product capabilities:

The company also has manufacturing agreements with several world-renowned fiber manufacturers offering very high annual production capacity. **Infilink Technologies** products are procured by various telecommunication companies and service providers, structured cabling installation companies and large distributors.

The product line:

Infilink Technologies offers high-quality structured cabling and data center solutions, providing warranty according to the client's budget on a particular project.

In order to achieve quicker and better industry development, Infilink Technologies is expanding into the field of optical fiber communications and FTTH to offer unique Infilink product signature in this industry, with the following fiber solution components:

- Connectors
- Adapters
- Patch Cord Assemblies
- Pigtails
- Indoor & Outdoor cables
- Patch Panels
- MPO solutions

Cat-3 UTP Multi-Pair Telephone Cable

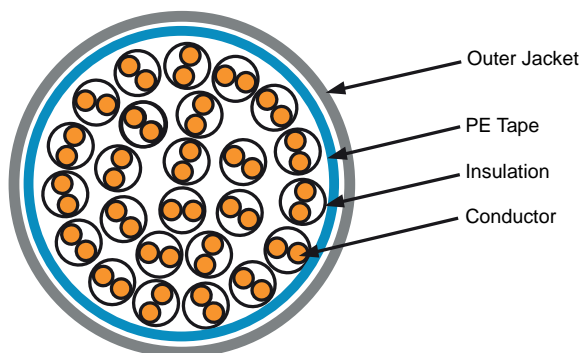


Infilink Cat-3 Multipair Cable supports LAN applications utilising bandwidth up to 16MHz Ethernet for telephone system wiring, which is the mandatory minimum cable specified by the FCC for new home constructions in order to ensure broadband capabilities.



Multipair Voice Cat-3

Color	Gray, Ivory, White
Package	Wooden Drums
Description	Infilink Cat-3 UTP 25, 50, 100 Pairs indoor cable 305m/Roll PE insulation PVC jacket



Key Features

- Tested from 1 to 16 MHz
- Component Compliant to TIA Category 3 cable requirements
- Applications: 10 Base-Token Ring 4/16 Mbps to 25.6 Mbps ATM

Companion Products

Consider these related Infilink products in your network planning

- Infilink Cat-3 Patch Panels 25, 50 Ports (Voice)
- Infilink Punch Down Tool

CONSTRUCTION

- 1 CONDUCTOR**
Annealed copper wire diameter 0.495±0.008 mm
- 2 INSULATION**
Solid polyethylene diameter 0.86±0.02 mm
- 3 PAIRS**
Color code:

PAIR 1	BLUE-WHITE	PAIR 10	GREY-RED	PAIR 19	BROWN-YELLOW
PAIR 2	ORANGE-WHITE	PAIR 11	BLUE-BLACK	PAIR 20	GREY-YELLOW
PAIR 3	GREEN-WHITE	PAIR 12	ORANGE-BLACK	PAIR 21	BLUE-PURPLE
PAIR 4	BROWN-WHITE	PAIR 13	GREEN-BLACK	PAIR 22	ORANGE-PURPLE
PAIR 5	GREY-WHITE	PAIR 14	BROWN-BLACK	PAIR 23	GREEN-PURPLE
PAIR 6	BLUE-RED	PAIR 15	GREY-BLACK	PAIR 24	BROWN-PURPLE
PAIR 7	ORANGE-RED	PAIR 16	BLUE-YELLOW	PAIR 25	GREY-PURPLE
PAIR 8	GREEN-RED	PAIR 17	ORANGE-YELLOW		
PAIR 9	BROWN-RED	PAIR 18	GREEN-YELLOW		

- 4 OUTER JACKET RIPCORD**
PVC compound Thickness 0.6 mm Minimum
External diameter 13±0.3 mm

ORDER CODES

Infilink – UTP Cat-3 Solid 25-Pair Cable	IP-CU3P25
Infilink – UTP Cat-3 Solid 50-Pair Cable	IP-CU3P50
Infilink – UTP Cat-3 Solid 100-Pair Cable	IP-CU3P100

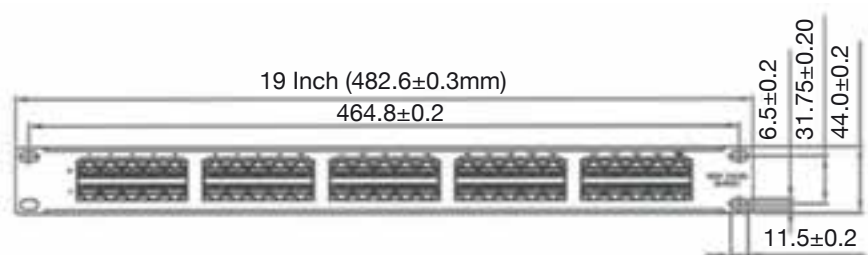
Cat-3 25 & 50 Port Voice Patch Panel



Infilink Category 3 range of patch panels offers exceptional performance within a very high density format. Its unique design gives full 25 & 50 category 3 ports in a single U rack space.

It provides flexibility, simplicity and fast installation of patch panel. Each patch panel has its own rear cable manager, allowing superior support and protection for the cables.

Manufactured within **Infilink** production facilities under strict quality standards, it offers end users a perfect combination of price, performance and quality.



Key Features

- Allows easy circuit identification using the Infilink labeling
- Integral rear cable management
- In full Compliance with Cat-3 Performance standards
- Fits to any Standard 19" rack
- Extended Warranty

Companion Products

Consider these related Infilink products in your network planning

- Infilink Cat-3 Multipair Cable
- Infilink Punch Down Tool

MATERIAL

Panel	SPCC 1.2mm thickness with Black (RAL9005) color painted
RJ45 Jack Housing	PBT + Fiber Glass (UL94V-0)
RJ45 Jack Contact Bracket	PBT + Fiber Glass (UL94V-0)
Spring wire	Phosphor Bronze with Nickel plate + Gold Flush on plug contact area
IDC housing	PC + Fiber Glass (UL94V-2)
IDC terminal	Phosphor Bronze with Tin plate.
PCB	CEM-1, UL94V-0

PERFORMANCE

Insertion force	20N max (IEC 6063-7-4)
Durability	750 cycles
Conductor Compatibility	22 ~ 26 AWG stranded and solid wire, compatible with Krone punch down tool.
Operating temperature	-10 ~ 60°C (ISO/IEC 11801, ANSI/TIA 568 B.2)

ORDER CODES

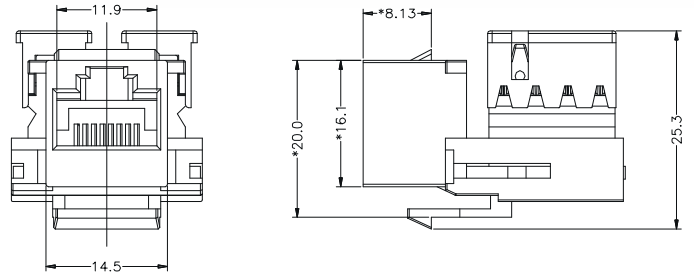
Infilink- 25-port Cat-3 Patch Panel UTP RJ-45	IP-PP325
Infilink- 50-port Cat-3 Patch Panel UTP RJ-45	IP-PP350

Cat-5e Keystone Jack Module



The affordable and high performance keystone jacks for home and office use that require a termination tool

The **Infilink** eight-position modular jack offers enhanced performance at both component and channel levels. Additionally, to simplify installation and increase flexibility, the jack enables universal termination in either the T568A or T568B wiring pattern without field installation of labels. The **Infilink** keystone jack can be terminated with any 110-style punch down tool.



Key Features

- Fits any Standard Face Plate
- Full Cat-5e Performance
- Extended Warranty

Companion Products

Consider these related Infilink products in your network planning

- Infilink Patch Panels
- Infilink Cat-5e & 6 Cables
- Infilink RJ-45 Connectors
- Infilink Faceplates
- Infilink Wall Boxes
- Infilink Boot Covers
- Infilink Patch Cables
- Infilink Cat-5e Connectivity
- Infilink Punch Down Tool

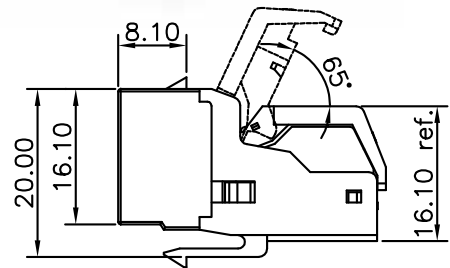
SPECIFICATIONS	PERFORMANCE
PHYSICAL	Housing and insert materials: PC UL 94V-0
MECHANICAL	
• Plug insertion life	750 Cycles
• Plug and Jack contact force	100 grams min, using FCC approved plug
• Plug retention force	30 lbs minimum
• Wire	AWG 24~26
• Temperature (Storage)	-40°C to 85°C
• Temperature (operation))	0°C to 70°C
ELECTRICAL	
• Current Rating	1.5 Amps
• Voltage Rating	125 VAC RMS
• Insulation Resistance	1,000 Mega-Ohm minimum@ 500 VDC
• Contact Resistance	100 Milli-ohm maximum
• DIELECTRIC strength	750 VAC RMS 60Hz, I Min.
• Transmission performance	100 Mbps
STANDARDS	
• FCC	Part 68
• TIA/EIA	568-B.2 (Category 5 transmission performance)

ORDER CODES
Infilink-Keystone Cat-5e, Unshielded, 8P8C IP-KS51

Cat-5e Tool-less Keystone Jack Module



Infilink eight-position modular jack offers enhanced performance at both component and channel levels. This modular jack offers 45 dB Next and 42 dB Power-SUM Next at 100 Mhz. Additionally, to simplify installation and to offer increased flexibility, the jack allows for universal termination in either the T568A or T568B wiring pattern without field installation of labels. The jack also offers an alternate termination method to traditional 110-style punch downs. A hinged stuffer cap provides the means to lace and press the wire pairs prior to termination. Once the pairs are properly placed and trimmed, the stuffer cap is snapped onto the jack terminals using common pliers. This termination technique provides consistently high performance levels from jack to jack. The tool-less jack eliminates the need for a specialised punch down tool.



Key Features

- No Termination Tools required
- Fits any Standard Face Plate
- Full Cat-5e Performance
- Extended Warranty

Companion Products

Consider these related Infilink products in your network planning

- Infilink Patch Panels
- Infilink Cat-5e & 6 Cables
- Infilink RJ-45 Connectors
- Infilink Faceplates
- Infilink Wall Boxes
- Infilink Boot Covers
- Infilink Patch Cables
- Infilink Cat-6 Connectivity

SPECIFICATIONS

PHYSICAL

MECHANICAL

- Plug insertion life 750 Cycles
- Plug and Jack contact force 100 grams min, using FCC-approved plug
- Plug retention force 30 lbs minimum
- Temperature -40°C to 68°C

ELECTRICAL

- Current Rating 1.5 Amps
- Insulation Resistance 500 Mega-Ohm minimum
- Contact Resistance 20 Milli-ohm maximum
- Transmission performance 100 Mbps

STANDARDS

- UL UL Certified
- FCC Part 68
- TIA/EIA 568-B.2 (Category 5 transmission performance)

PERFORMANCE

High Impact flame-retardant plastic, UL 94V-0 rated, 50 micro inch gold over 100 micro inch

ORDER CODES

Infilink-Keystone Cat-5e, Unshielded, 8P8C, Tool-Less

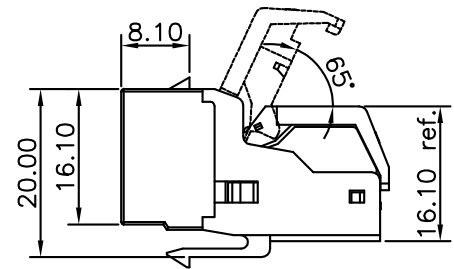
IP-KS51-W1

Cat-6 Tool-less Keystone Jack Module



The affordable and high performance keystone jacks for home and office use that require no termination tools

The **Infilink** eight-position modular jack offers enhanced performance at both component and channel levels. Additionally, to simplify installation and to offer increased flexibility, the jack allows for universal termination in either the T568A or T568B wiring pattern without field installation of labels. The jack also offers an alternate termination method to traditional 110-style punch downs. A hinged stuffer cap provides the means to lace and press the wire pairs prior to termination. Once the pairs are properly placed and trimmed, the stuffer cap is snapped onto the jack terminals using common pliers. This termination technique provides consistently high performance levels from jack to jack. The tool-less jack eliminates the need for a specialised punch down tool.



Key Features

- No Termination Tools required
- Fits any Standard Face Plate
- Full Cat-6 Performance
- Extended Warranty

Companion Products

Consider these related Infilink products in your network planning

- Infilink Patch Panels
- Infilink Cat-6 Cables
- Infilink RJ-45 Connectors
- Infilink Faceplates
- Infilink Wall Boxes
- Infilink Boot Covers

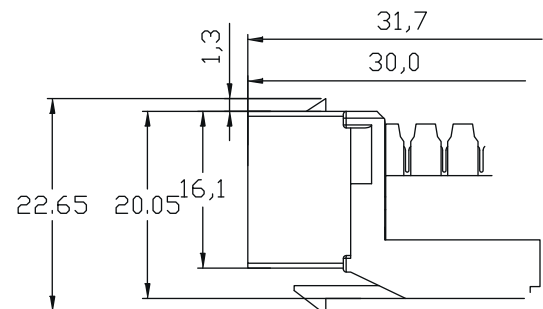
SPECIFICATIONS	PERFORMANCE
PHYSICAL	High Impact flame-retardant plastic, UL 94V-0 rated, 60 micro inch gold over 110 micron inch
MECHANICAL	
• Plug insertion life	750 Cycles
• Plug and Jack contact force	100 grams min, using FCC approved plug
• Plug retention force	30 lbs minimum
• Temperature	-40°C to 68°C
ELECTRICAL	
• Current Rating	1.5 Amps
• Insulation Resistance	500 Mega-Ohm minimum
• Contact Resistance	20 Milli-ohm maximum
• Transmission performance	1000 Mbps
STANDARDS	
• UL	UL Verified
• FCC	Part 68
• TIA/EIA	568-B.2-1 (Category 6 transmission performance)

ORDER CODES
Infilink-Keystone Cat-6, Unshielded, 8P8C, Tool-Less IP-KS6-W1

Cat-6 Tooled Keystone Jack Module



The **Infilink** eight-position modular jack offers enhanced performance at both component and channel levels. Additionally, to simplify installation and increase flexibility, the jack allows for universal termination in either the T568A or T568B wiring pattern without field installation of labels. The jack offers termination method to traditional 110-style punch downs. A hinged stuffer cap provides the means to lace and press the wire pairs prior to terminating them. Once the pairs are properly placed, by using any 110 punch down tool, you can terminate each of the eight positions of wires one by one. **Infilink** recommends using an **Infilink** punch down (IP-PD001) for termination of this type of **Infilink** Keystone Jack.



Key Features

- Fits any Standard Face Plate
- Full Cat-6 Performance
- Extended Warranty
- 1000 BASE-TX, 100BASE-T, 10 BASE-T, 155M ATM, POE

Companion Products

Consider these related Infilink products in your network planning

- Infilink Patch Panels
- Infilink Cat-5e & 6 Cables
- Infilink RJ-45 Connectors
- Infilink Faceplates
- Infilink Wall Boxes
- Infilink Boot Covers
- Infilink Patch Cables
- Infilink Punch Down Tool

SPECIFICATIONS

PHYSICAL

MECHANICAL

- Plug insertion life
- Plug and Jack contact force
- Plug retention force
- Temperature

ELECTRICAL

- Current Rating
- Insulation Resistance
- Contact Resistance
- Transmission performance

STANDARDS

- UL
- FCC
- TIA/EIA
- ISO/IEC

PERFORMANCE

High Impact flame-retardant plastic, UL 94V-0 rated, RoHS compliant 60 micro inch gold over 110 micron inch lead free

- 750 Cycles
- 100 grams min, using FCC approved plug
- 30 lbs minimum
- 10°C to 60°C

- 1.5 Amps
- 500 Mega-Ohm minimum
- 20 Milli-Ohm maximum
- 1000 Mbps

- UL Verified
- Part 68
- 568-B.2-1 (Category 6 transmission performance)
- 11801 2nd edition

ORDER CODES

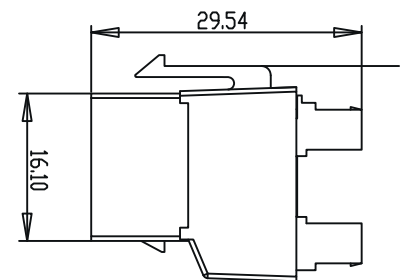
Infilink-Keystone Cat-6, Unshielded, 8P8C, Tool-Less

IP-KS6

Cat-6 Tooled Keystone Jack 180°



The **Infilink** eight-position 180° modular jack offers enhanced performance at both component and channel levels, specifically in environments with space constraints and limitations. Additionally, to simplify installation and increase flexibility, the jack allows for universal termination in either the T568A or T568B wiring pattern without field installation of labels. The jack offers an alternate termination method to traditional 110-style punch downs. A hinged stuffer cap provides the means to lace and press the wire pairs prior to terminating them. Once the pairs are properly placed, by using any 110 punch down tool, you can terminate each of eight positions of wires one by one. **Infilink** recommends using an **Infilink** punch down tool (IP-PD001) for terminating this type of **Infilink** Keystone Jack.



Key Features

- Fits any Standard Face Plate
- Full Cat-6 Performance
- Extended Warranty
- 1000 BASE-TX, 100BASE-T, 10 BASE-T, 155M ATM, POE

Companion Products

Consider these related Infilink products in your network planning

- Infilink Patch Panels
- Infilink Cat-5e & 6 Cables
- Infilink RJ-45 Connectors
- Infilink Faceplates
- Infilink Wall Boxes
- Infilink Boot Covers
- Infilink Patch Cables
- Infilink Punch Down Tool

SPECIFICATIONS	PERFORMANCE
PHYSICAL	High Impact flame-retardant plastic, UL 94V-0 rated, 60 micro inch gold over 110 micron inch Lead-free
MECHANICAL	
• Plug insertion life	750 Cycles Minimum
• Plug and Jack contact force	100 grams min, using FCC approved plug
• Plug retention force	30 lbs minimum
• Temperature	-10°C to 60°C
ELECTRICAL	
• Current Rating	1.5 Amps
• Insulation Resistance	500 Mega-Ohm minimum at 100 V DC
• Contact Resistance	20 Milli-ohm maximum
• Transmission performance	1000 Mbps
STANDARDS	
• UL	UL Verified
• FCC	Part 68
• TIA/EIA	568-C.2 (Category 6 transmission performance)
• ISO/IEC	11801 2nd edition

ORDER CODES

Infilink-Keystone Cat-6, Unshielded, 8P8C, Tooled 180°

IP-KS6-180

Infilink RJ45 Security Solution



Security Solution for RJ45 Plugs in Physical Networks.

Secures your network infrastructure by blocking out unused or unauthorized RJ45 jacks. Removal requires the use of a specially designed tool (included), which adds an extra level of security and prevents vandalism. Installation is easy, and removal will not interfere with the jack contacts or lead to the degradation of network performance.



PORT LOCK

Key Features

- Fits any Standard Keystone
- Extended Warranty
- Ultimate Physical Security
- Different Color for variety of solution

Companion Products

Consider these related Infilink products in your network planning

- Infilink Patch Panels
- Infilink Cat-5e & 6 Cables
- Infilink RJ-45 Connectors
- Infilink Faceplates
- Infilink Wall Boxes
- Infilink Boot Covers
- Infilink Patch Cables
- Infilink Punch Down Tool

SPECIFICATIONS	PERFORMANCE
Unit weight	0.02 lb
Standard and Compliance	RoHS Compliant
Available Color	Pink, Black, Blue, Yellow, Orange, Green

ORDER CODES	
Infilink Keylock Mechanism for RJ-45 Pink	IP-KLP
Infilink Keylock Mechanism for RJ-45 Green	IP-KLG
Infilink Keylock Mechanism for RJ-45 Yellow	IP-KLY
Infilink Keylock Mechanism for RJ-45 Orange	IP-KLO
Infilink RJ45 Security Solution - Pink	IP-SSP
Infilink RJ45 Security Solution - Green	IP-SSG
Infilink RJ45 Security Solution - Yellow	IP-SSY
Infilink RJ45 Security Solution - Orange	IP-SSO

Cat-6A SFTP Keystone Jack Module - EZ Tool



The **Infilink** eight-position EZ tool modular keystone jack features a die-cast housing. This innovative mechanism optimizes the PSANEXT & PSAACR-F which are the most critical criteria outlined by Class EA standard.

PCB route and unique contact alignment provides excellent electrical characteristics in easing the internal magnetic coupling up to bandwidth 500MHz. The jack supports interoperable 10G BASE-T application, backward compatible to any Class E, Class D solution. Press-Fit tech is a unique feature in this jack with no solder, no Pb, Purely RoHS compliant. This EZ tool keystone jack requires special punch down for installation. Easy and fast installation is another key feature of this jack to simplify your network and increase your efficiency.



Compatible with
IP-EZT

High Performance

Key Features

- Special Termination Tools required
- Fits any Standard Face Plate
- Full Cat-6A Performance
- Accommodates 22-24 AWG solid cable
- Extended Warranty

Companion Products

Consider these related Infilink products in your network planning

- Infilink Patch Panels
- Infilink Cat-6A Cables
- Infilink Faceplates
- Infilink Wall Boxes
- Infilink Boot Covers
- Infilink Patch Cables
- Infilink 6A Connectivity

SPECIFICATIONS	PERFORMANCE
PHYSICAL	Housing - Die-Cast Zamak-3, Nickel-Plated 60 micro inch gold over 110 micron inch
MECHANICAL	
• Plug insertion life (Mating)	750 Cycles with FCC-compliant RJ-45 plug
• Plug and Jack contact force	100 grams min, using FCC-approved plug
• Plug retention force	30 lbs minimum
• Storage Temperature	-40°C to 68°C
• Operating Temperature	-10°C to 60°C
• Operating Humidity	10%-90%RH
ELECTRICAL	
• Current Rating	1.5 Amps
• Insulation Resistance	500 Mega-Ohm minimum
• Contact Resistance	20 Milli-Ohm maximum
• Transmission performance	10Gbps
STANDARDS	
• FCC	Part 68
• TIA/EIA	568-C.2 (Category 6A transmission performance)
• UL	1863

ORDER CODES

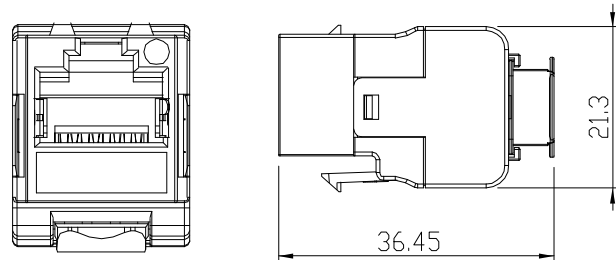
Infilink Cat.6A High Performance Series Shielded die-cast Keystone Jack IP-KS6AHPT
90 Degree compatible with IP-EZT tools

Cat-6 FTP Keystone Jack Module



Infilink Shielded Solutions are ideal for industries where interference is more common or data security is critical. With shielding, internal data signals are securely contained and isolated from Electro Magnetic Interference (EMI) and Radio Frequency Interference (RFI).

The modular solution of Infilink shielded solution not only provides flexibility to the installer, but also drastically shortens termination time. Applicable for horizontal network and voice application in a structured cabling system, including digital video, broadband & baseband analog video. The **Infilink** fully shielded keystone jack offers enhanced performance at both component and channel levels. Additionally, to simplify installation and to offer increased flexibility, the jack enables universal termination in either the T568A or T568B wiring pattern. The jack offers termination method of traditional 110-style and Krone punch downs.



Key Features

- Robust die-cast zinc alloy housing
- Dual Color coding allows 568A/B wiring
- Cat-6 Channel and Permanent Link performance when installed as a complete Cat-6 Shielded System
- RoHS Compliant
- Cable Holder wire clamp

Standard Verification

- TIA/EIA-568-C.2
- FCC part 68, Subpart F
- Amendment 1 to ISO/IEC 11801, 2nd Ed.
- EN 50173:2007
- UL 1863

SPECIFICATIONS

Mechanical Characteristics Connector

PERFORMANCE

- Housing: Zinc Alloy plated Bright Ni/Cu
- Contact Material: Copper Alloy
- Contact Plating: 1.25 micrometers Au/Ni
- Operating Life: Minimum 750 insertion cycles
- Contact Force: 100g minimum
- Plug Retention Force: 6.8kg minimum

Electrical Characteristics

- Interface Resistance: 20mΩ
- Resistance: >100MΩ
- Initial Contact Resistance: 2.5mΩ Insulation
- Minimum back box requirement: 44mm

IDC Connector

- Housing: Polycarbonate, UL94V-0 rated
- IDC Contact Plating: Tin Matte Finish
- Operating Life: Minimum 20 reterminations
- Contact Force: 100g minimum
- Contact Material: Copper Alloy
- Wire Accommodation: 23 AWG solid

ORDER CODES

Infilink-Keystone Cat-6, Shielded, 8P8C

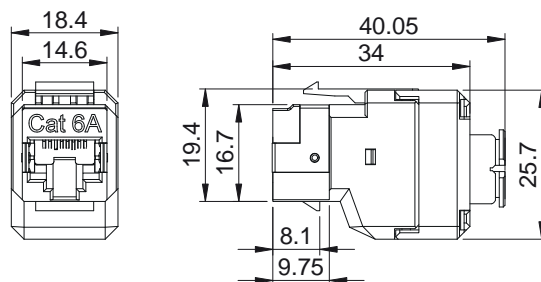
IP-KS6S

Cat-6A FTP Keystone Jack Module



The **Infilink** eight-position tool less modular keystone jack features a die-cast housing. This innovative mechanism optimizes the PSANEXT & PSAACR-F which are the most critical criteria outlined by Class EA standard.

PCB route and unique contact alignment provide excellent electrical characteristics in easing the internal magnetic coupling up to 500MHz bandwidth. The jack supports interoperable 10G BASE-T application, backward compatible to any Class E, Class D solution. Press-Fit tech is a unique feature in this jack with no solder, no Pb, Purely RoHS compliant. This tool-less keystone jack requires no punch down for installation. Easy and fast installation is another key feature of this jack to simplify your network and increase your efficiency.



Key Features

- No Termination Tools required
- Fits any Standard Face Plate
- Full Cat-6A Performance
- Accommodates 22-24 AWG solid cable
- Extended Warranty

Companion Products

Consider these related Infilink products in your network planning

- Infilink Patch Panels
- Infilink Cat-6A Cables
- Infilink Faceplates
- Infilink Wall Boxes
- Infilink Boot Covers
- Infilink Patch Cables
- Infilink 6A Connectivity

SPECIFICATIONS	PERFORMANCE
PHYSICAL	High Impact flame-retardant plastic, UL 94V-0 rated, 60 micro inch gold over 110 micron inch
MECHANICAL	
• Plug insertion life (Mating)	750 Cycles with FCC compliant RJ-45 plug
• Plug and Jack contact force	100 grams min, using FCC approved plug
• Plug retention force	30 lbs minimum
• Storage Temperature	-40°C to 68°C
• Operating Temperature	-10°C to 60°C
• Operating Humidity	10%-90%RH
ELECTRICAL	
• Current Rating	1.5 Amps
• Insulation Resistance	500 Mega-Ohm minimum
• Contact Resistance	20 Milli-Ohm maximum
• Transmission performance	10,000 Mbps
STANDARDS	
• FCC	Part 68
• TIA/EIA	568-B.2-1 (Category 6A transmission performance)

ORDER CODES
Infilink Cat-6A Keystone Jack, Tool-Less Shielded, TIA568B RoHS IP-KS6AS

Cat-6A UTP Keystone Jack Module



The **Infilink** eight-position tool-less modular keystone jack features a die-cast Housing. This innovative mechanism optimises the PSANEXT & PSAACR-F which are the most critical criteria outlined by Class EA standard.

PCB route and unique contact alignment provide excellent electrical characteristics in easing the internal magnetic coupling up to bandwidth 500MHz. The jack supports interoperable 10G BASE-T application, backward compatible to any Class E, Class D solution. Press-Fit tech is a unique feature in this jack with no solder, no Pb, Purely RoHS compliant. This tool-less keystone jack requires no punch down for installation. Easy and fast installation is another key feature of this jack to simplify your network and increase your efficiency.



High Performance

Key Features

- No Termination Tools required
- Fits any Standard Face Plate
- Full Cat-6A Performance
- Accommodates 22-24 AWG solid cable
- Extended Warranty

Companion Products

Consider these related Infilink products in your network planning

- Infilink Patch Panels
- Infilink Cat-6A Cables
- Infilink Faceplates
- Infilink Wall Boxes
- Infilink Boot Covers
- Infilink Patch Cables
- Infilink 6A Connectivity

SPECIFICATIONS	PERFORMANCE
PHYSICAL	High Impact flame-retardant plastic, UL 94V-0 rated, 60 micro inch gold over 110 micro inch
MECHANICAL	
• Plug insertion life (Mating)	750 Cycles with FCC-compliant RJ-45 plug
• Plug and Jack contact force	100 grams min, using FCC-approved plug
• Plug retention force	30 lbs minimum
• Storage Temperature	-40°C to 68°C
• Operating Temperature	-10°C to 60°C
• Operating Humidity	10%-90%RH
ELECTRICAL	
• Current Rating	1.5 Amps
• Insulation Resistance	500 Mega-Ohm minimum
• Contact Resistance	20 Milli-Ohm maximum
• Transmission performance	10,000 Mbps
STANDARDS	
• FCC	Part 68
• TIA/EIA	568-B.2-1 (Category 6A transmission performance)

ORDER CODES	
Infilink Cat.6A High Performance Series Keystone Jack 180 Degree	IP-KS6AHP180
Infilink Cat.6A High Performance Series Keystone Jack 90 Degree	IP-KS6AHP90

Cat-6 Keystone Jack Module Port Lock



The **Infilink** eight-position tool-less modular keystone jack features a die-cast housing. This innovative mechanism optimizes the PSANEXT & PSAACR-F which are the most critical criteria outlined by Class E standard.

PCB route and unique contact alignment provide excellent electrical characteristics in easing the internal magnetic coupling up to bandwidth 250MHz. The jack supports interoperable 10 BASE-T application, backward compatible to any Class D solution. Press-Fit tech is a unique feature in this jack with no solder, no Pb, Purely RoHS compliant. This tool-less keystone jack requires no punch down for installation. Easy and fast installation is another key feature of this jack to simplify your network and increase your efficiency.

It supports physical security for optimum protection by having special key tools, specially designed for secure application.



PORT LOCK

Key Features

- No Termination Tools required
- Fits any Standard Face Plate
- Full Cat-6 Performance
- Accommodates 22-24 AWG solid cable
- Optimum Security
- Extended Warranty

Companion Products

Consider these related Infilink products in your network planning

- Infilink Patch Panels
- Infilink Cat-6 Cables
- Infilink Faceplates
- Infilink Wall Boxes
- Infilink Boot Covers
- Infilink Patch Cables
- Infilink 6 Connectivity

SPECIFICATIONS

PHYSICAL

PERFORMANCE

High Impact flame-retardant plastic, UL 94V-0 rated, 60 micro inch gold over 110 micron inch

MECHANICAL

- Plug insertion life (Mating) 750 Cycles with FCC-compliant RJ-45 plug
- Plug and Jack contact force 100 grams min, using FCC-approved plug
- Plug retention force 30 lbs minimum
- Storage Temperature -40°C to 68°C
- Operating Temperature -10°C to 60°C
- Operating Humidity 10%-90%RH

ELECTRICAL

- Current Rating 1.5 Amps
- Insulation Resistance 500 Mega-Ohm minimum
- Contact Resistance 20 Milli-Ohm maximum
- Transmission performance 10,000 Mbps

STANDARDS

- FCC Part 68
- TIA/EIA 568-B.2-1 (Category 6 transmission performance)

ORDER CODES

Infilink Cat-6 Keystone Jack, Tool-Less Shielded, TIA568B RoHS	IP-6KTVNK-F1MTZ
Infilink Secure Key	IP-KEY-M01RDPVCZ

Cat-6 Shielded Keystone Jack Module Port Lock



The **Infilink** eight-position tool-less shielded modular keystone jack features a die-cast housing. This innovative mechanism optimizes the PSANEXT & PSAACR-F which are the most critical criteria outlined by Class E standard.

PCB route and unique contact alignment provide excellent electrical characteristics in easing the internal magnetic coupling up to bandwidth 250MHz. The jack supports interoperable 10 BASE-T application, backward compatible to any Class D solution. Press-Fit tech is a unique feature in this jack with no solder, no Pb, Purely RoHS compliant. This tool-less keystone jack requires no punch down for installation. Easy and fast installation is another key feature of this jack to simplify your network and increase your efficiency.

It supports physical security for optimum protection by having special key tools, specially designed for secure application.



PORT LOCK

Key Features

- No Termination Tools required
- Fits any Standard Face Plate
- Full Cat-6 Performance
- Accommodates 22-24 AWG solid cable
- Optimum Security
- Extended Warranty

Companion Products

Consider these related Infilink products in your network planning

- Infilink Patch Panels
- Infilink Cat-6 Cables
- Infilink Faceplates
- Infilink Wall Boxes
- Infilink Boot Covers
- Infilink Patch Cables
- Infilink 6 Connectivity

SPECIFICATIONS	PERFORMANCE
PHYSICAL	High Impact flame-retardant plastic, UL 94V-0 rated, 60 micro inch gold over 110 micron inch
MECHANICAL	
• Plug insertion life (Mating)	750 Cycles with FCC-compliant RJ-45 plug
• Plug and Jack contact force	100 grams min, using FCC-approved plug
• Plug retention force	30 lbs minimum
• Storage Temperature	-40°C to 68°C
• Operating Temperature	-10°C to 60°C
• Operating Humidity	10%-90%RH
ELECTRICAL	
• Current Rating	1.5 Amps
• Insulation Resistance	500 Mega-Ohm minimum
• Contact Resistance	20 Milli-Ohm maximum
• Transmission performance	10,000 Mbps
STANDARDS	
• FCC	Part 68
• TIA/EIA	568-B.2-1 (Category 6 transmission performance)

ORDER CODES		
Infilink Cat-6 Keystone Jack, Tool-Less Shielded, TIA568B RoHS	IP-6KTVNK-F1MT	
Infilink Secure Key	IP-KEY-M01RDPVCZ	

- Company Profile
- Voice-Telephone System
- Connectors and Outlets
- Copper UTP Cables
- Copper Shielded Twisted Pair Cables
- Copper Cable Assemblies
- Copper Patch Panels
- Fiber Optic Cables (OM2, OM3, OS1)
- Fiber Optic Accessories
- Fiber Optics Cable assemblies
- Fiber Optic Patch panels and enclosures
- Networking Cabinets & Cable management
- Data Center Solutions
- Tools
- Glossary

Plug Rescue



QUICK & EASY way to repair your broken Ethernet Plug
Infilink RJ45 Plug Rescue

Why you need Cable Rescue?

- Fixes broken jacks with 3 simple steps
- No tools required
- Restores secure connection immediately
- Fits all standard RJ45 modular plugs
- In various attractive colors
- Fast and easy application
- Ideal for color coding existing patch cables



Key Features

- Fits any Standard Jack
- Ultimate solution for broken tip

Companion Products

Consider these related Infilink products in your network planning

- Infilink Patch Panels
- Infilink Cat-5e & 6 Cables
- Infilink RJ-45 Connectors
- Infilink Faceplates
- Infilink Wall Boxes
- Infilink Boot Covers
- Infilink Patch Cables
- Infilink Punch Down Tool

SPECIFICATIONS

Color Availability

PERFORMANCE

Transparent, Red, Blue, Black, Green, Purple, Yellow Orange



ORDER CODES

Infilink-RJ45 Plug Rescue

IP-PR001

Cat-6 Inline Coupler

RJ45 Inline Coupler (IDC)

Category 5e or 6 RJ45 Punch-Down In-line Coupler (IDC)

CAT 5E or CAT 6 Punchdown / Krone Coupler White Colour-Coded, Suitable for solid cable Internal Use. The IDC in-line coupler allows you to repair damaged cables, or extend existing cables, using punchdown IDC terminations. It has a removable lid which gives access to two IDC blocks which can be used to join two Category 5e or 6 24AWG solid conductors.

The unit can be screwed to any surface using the fixings supplied or stuck using a double-sided sticky pad.

Available in Category 5e and Category 6.



Key Features

- Termination Tools required
- Screwed to any surface
- Full Cat-6 and 5e Performance
- Accommodates 22-24 AWG solid cable
- Extended Warranty

Companion Products

Consider these related Infilink products in your network planning

- Infilink Patch Panels
- Infilink Cat-6A Cables
- Infilink Faceplates
- Infilink Wall Boxes
- Infilink Boot Covers
- Infilink Patch Cables
- Infilink 6A Connectivity

SPECIFICATIONS	PERFORMANCE
PHYSICAL	PVC plastic
MECHANICAL	
• Plug contact	IDC Type
• Plug retention force	30 lbs minimum
• Storage Temperature	-40°C to 68°C
• Operating Temperature	-10°C to 60°C
• Operating Humidity	10%-90%RH

ORDER CODES

infilink Cat.6 Inline Coupler Unshielded

IP-ICUS6

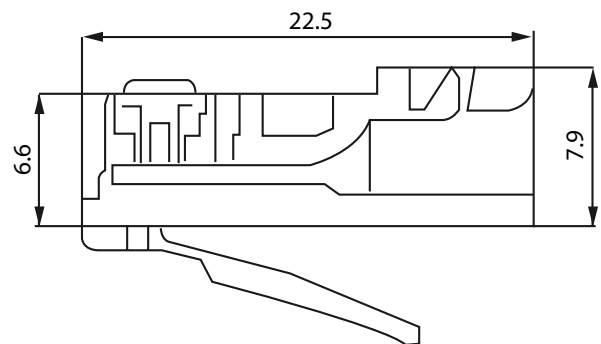
RJ-45 Male Plug and Boot Covers



The affordable and high-performance RJ-45 Plugs for home and office use

The **Infilink** eight-position RJ-45 Male Plug offers enhanced performance at both component and channel levels. This RJ-45 Male Plug offers excellent performance in NEXT and Attenuation.

The RJ-45 Male Plug is ideal for termination of modular cords for patching or workstation applications so that modular cords can be terminated to the exact length needed for neater, more organised installations. The plug terminates 24 ~ 26 AWG solid or stranded wires. All Male RJ-45 plugs do carry a 50-micron gold plating.



Key Features

- Long insertion and durability life cycle
- Ideal for Solid and Stranded cords
- Full Cat-5e Performance
- Extended Warranty

Companion Products

Consider these related Infilink products in your network planning

- Infilink Patch Panels
- Infilink Cat-5e & 6 Cables
- Infilink RJ-45 Connectors
- Infilink Faceplates
- Infilink Wall Boxes
- Infilink Patch Cables
- Infilink Cat-6 Connectivity

SPECIFICATIONS

PHYSICAL

MECHANICAL

- Cable-Plug Tensile Strength 20 lbs min.
- Durability 750 Cycles min.
- Temperature -20°C to 80°C
- Humidity 10% - 90% RH

ELECTRICAL

- Rated Voltage, Current: 30V AC at 1.5 A
- Insulation Resistance 500 Mega-Ohm minimum
- Contact Resistance 20 Milli-Ohm maximum
- Dielectric Strength 1000V AC (RMS)

STANDARDS

- ANSI/TIA 1096-A
- ISO/IEC 11801 2nd Edition
- FCC Part 68
- IEC 60603-7

MATERIAL

- Housing Polycarbonate (PC)
- Contacts Copper alloy selective, min. 50-Micron gold over Nickel plating
Lead-Free ROHS-Compliant

PERFORMANCE

ORDER CODES

Infilink-Modular Plug Unsh. 8P8C, for Stranded & round cable Cat-5e pack of 100	IP-SERJ45
Infilink-RJ45 Boot Cover with Strain Relief Blue	IP-BC-B
Infilink-RJ45 Boot Cover with Strain Relief Green	IP-BC-GR
Infilink-RJ45 Boot Cover with Strain Relief Gray	IP-BC-GY
Infilink-RJ45 Boot Cover with Strain Relief Red	IP-BC-R
Infilink-RJ45 Boot Cover with Strain Relief Yellow	IP-BC-Y

RJ-45 Male Plug and Boot Covers



The affordable and high-performance RJ-45 Plugs for home and office use

The **Infilink** eight-position RJ-45 Male Plug offers enhanced performance at both component and channel levels. This RJ-45 Male Plug offers Excellent performance in NEXT and Attenuation.

The RJ-45 Male Plug is ideal for termination of modular cords for patching or workstation applications so that modular cords can be terminated to the exact length needed for neater, more organised installations. The plug terminates 24 ~ 26 AWG solid or stranded wires. All Male RJ-45 plugs do carry a 50-micron gold plating.



Key Features

- Long insertion and durability life cycle
- Ideal for Solid and Stranded cords
- Full Cat-6 and Cat-6A Performance
- Extended Warranty

Companion Products

Consider these related Infilink products in your network planning

- Infilink Patch Panels
- Infilink Cat-5e & 6 Cables
- Infilink RJ-45 Connectors
- Infilink Faceplates
- Infilink Wall Boxes
- Infilink Patch Cables
- Infilink Cat-6 Connectivity

SPECIFICATIONS	PERFORMANCE
PHYSICAL	
MECHANICAL	
• Cable-Plug Tensile Strength	20 lbs min.
• Durability	750 Cycles min.
• Temperature	-20°C to 80°C
• Humidity	10% - 90% RH
ELECTRICAL	
• Rated Voltage, Current:	30V AC at 1.5 A
• Insulation Resistance	500 Mega-Ohm minimum
• Contact Resistance	20 Milli-Ohm maximum
• Dielectric Strength	1000V AC (RMS)
STANDARDS	
• ANSI/TIA	1096-A
• ISO/IEC	11801 2nd Edition
• FCC	Part 68
• IEC	6060 3-7
MATERIAL	
• Housing	Polycarbonate (PC)
• Contacts	Copper alloy selective, min. 50-Micron gold over Nickel plating Lead-Free ROHS-Compliant

ORDER CODES	
infilink Cat6.A Jack Module 8P8C with Boot Cover	IP-SERJBC6A45
infilink Cat6 Jack Module 8P8C	IP-SERJ645

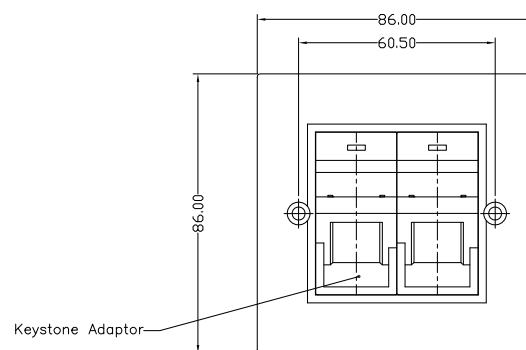
Faceplate British Style Angled Modular 1 & 2 Port



The affordable and sleek one and two port faceplates for home and office use.

At the work area or home, **Infilink** faceplates are designed to mount in either one or two outlet configurations. These faceplates are available in ivory 1 and 2 port straight shuttered and angled modular shuttered varieties and offer a sleek, elegant appearance. Designation labels (included), provide ample circuit identification.

The faceplates can be mounted onto any British-Style back box. Because the couplers can be easily snapped out of the front of the faceplate, the faceplates do not need to be removed after installation, thus making moves, adds, and changes quick and easy. The preventive dust cover with spring on the back side of the shutter will ensure long cycle life and smooth action of the shutter for years to come.



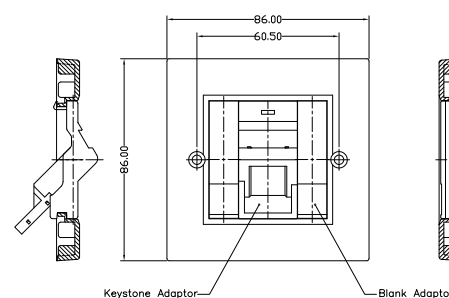
Key Features

- Allows easy circuit identification using the Infilink labeling
- Shutters
- Protective spring dust cover
- Can be wall-mounted
- Extended Warranty

Companion Products

Consider these related Infilink products in your network planning

- Infilink Patch Panels
- Infilink Cat-5e & 6 Cables
- Infilink RJ-45 Connectors
- Infilink Keystone Jacks
- Infilink Wall Boxes



SPECIFICATIONS	PERFORMANCE
PHYSICAL DIMENSIONS (LxH)	86 x 86 (mm) Face Plate
WEIGHT	0.20 Kg

ORDER CODES	
Infilink-Face Plate, 86 x 86 UK Style, Double Port, Angled, Shuttered, Modular	IP-FPAM2P
Infilink-Face Plate, 86 x 86 UK Style, Single Port, Angled, Shuttered, Modular	IP-FPAM1P
Infilink-1-Port Angled Module Bezel with ID for IP-FPAM1P and IP-FPAM2P	IP-FPAMS1
Infilink-Blank Insert 12.5 X 50mm for IP-FPAM1P and IP-FPAM2P	IP-FPAMB1

Faceplate French & British Style



The affordable and sleek one- and two-port faceplates for home and office use

Infilink one-port French style faceplate is designed for home and office use. At the work area or home, **Infilink** French & British style faceplates are designed to mount in single-outlet configurations. These faceplates are shuttered for elegant appearance. Designation labels (included) provide ample circuit identification.

The faceplates can be mounted onto any French or British style back box.



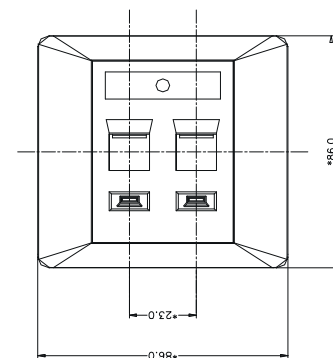
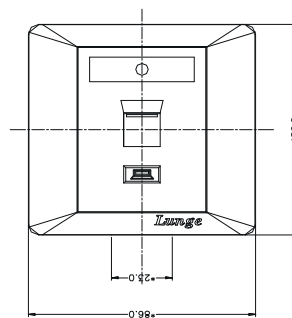
Key Features

- Fits any Standard Face Plate
- Extended Warranty

Companion Products

Consider these related Infilink products in your network planning

- Infilink Patch Panels
- Infilink Cat-5e & 6 Cables
- Infilink RJ-45 Connectors
- Infilink Faceplates
- Infilink Wall Boxes
- Infilink Boot Covers
- Infilink Patch Cables
- Infilink Cat-6 Connectivity



SPECIFICATIONS	PERFORMANCE
MECHANICAL	
• Body	ABS
• Temperature	- 40°C to +70°C

ORDER CODES	
Infilink one-port face plate French style 45X45	IP-FPFS1P
Infilink one-port face plate British style 86X86	IP-FPBS1P
Infilink two-port face plate British style 86X86	IP-FPBS2P

Surface Box Cat-5e Loaded

The affordable and sleek Surface box for home and office use

At the work area or home, **Infilink** Surface Box is designed to mount on any wall. These surface boxes are available in ivory single-port loaded with one cat-5e keystone jack and unloaded type with elegant appearance. Designation labels (included), provide ample circuit identification.

The preventive dust cover with spring on the back of the shutter will ensure long cycle life and smooth action of the shutter for years to come.

- Surface mount boxes for adding an Ethernet or Telephone ports
- Connects firmly & durably
- Available in White color



Key Features

- Allows easy circuit identification using the Infilink labelling
- Shutters
- Protective spring dust cover
- Can be wall-mounted
- Extended Warranty

Companion Products

Consider these related Infilink products in your network planning:

- Infilink Patch Panels
- Infilink RJ-45 Connectors
 - Infilink Keystone Jacks
 - Infilink Wall Boxes
 - Infilink Face Plates
 - Infilink Boot Covers
 - Infilink Patch Cables
 - Infilink Cat-5e & 6 Connectivity

SPECIFICATIONS	PERFORMANCE
PHYSICAL DIMENSIONS (LxH)	45.3 x 60.3 (mm) Surface Box
WEIGHT	0.20 Kg
	Surface Box without Keystone Jack
	Single Port, Wall Mount
PHYSICAL DIMENSIONS (LxH)	86 x 86 (mm) Face Plate
WEIGHT	0.20 Kg

ORDER CODES	
Infilink-Surface Mount Box, Single Port, Wall mount	IP-SB5E1L
Infilink Back (Mounting) Box 86X86X43	IP-MBX01
Infilink-Surface Box, Single Port, Wall mount	IP-SB5E1P

Faceplate British Style Angled Modular 1 & 2 Port



The affordable and sleek one- and two-port faceplates for home and office use

At the work area or home, **Infilink** faceplates are designed to mount in either one- or two-outlet configurations. These faceplates are available in ivory 1- and 2-port straight shuttered and angled modular shuttered varieties and offer a sleek, elegant appearance. Designation labels (included), provide ample circuit identification.

The faceplates can be mounted onto any British-Style back box. Because the couplers can be easily snapped out of the front of the faceplate, the faceplates do not need to be removed after installation thus making moves, adds, and changes quick and easy. The preventive dust cover with spring on the back side of the shutter will ensure long cycle life and smooth action of the shutter for years to come.



Key Features

- Allows easy circuit identification using the Infilink labeling
- Shutters
- Protective spring dust cover
- Can be wall-mounted
- Extended Warranty

Companion Products

Consider these related Infilink products in your network planning

- Infilink Patch Panels
- Infilink Cat-5e & 6 Cables
- Infilink RJ-45 Connectors
- Infilink Keystone Jacks
- Infilink Wall Boxes



SPECIFICATIONS	PERFORMANCE
PHYSICAL DIMENSIONS (LxH)	86 x 86 (mm) Face Plate
WEIGHT	0.20 Kg
ORDER CODES	
Infilink Face Plate Single Gang 2-Port with Color Icon Angled	IP-FPAMSG2P
Infilink Face Plate Single Gang 1-Port with Color Icon Angled	IP-FPAMSG1P

- Company Profile
- Voice-Telephone System
- Connectors and Outlets
- Copper UTP Cables
- Copper Shielded Twisted Pair Cables
- Copper Cable Assemblies
- Copper Patch Panels
- Fiber Optic Cables (OM2, OM3, OS1)
- Fiber Optic Accessories
- Fiber Optics Cable assemblies
- Fiber Optic Patch panels and enclosures
- Networking Cabinets & Cable management
- Data Center Solutions
- Tools
- Glossary

Green UTP Cable e-Series (Gigabit)



Giga Plus CCA UTP 4-pair Solid PVC cable Compliant to Gigabit Ethernet (1000 Base-T) Standard

Infilink is pleased to announce the availability of the very latest Economic proofed UTP data cable performing to fully Gigabit Ethernet Applications. Infilink e-Series GIGA Plus CCA UTP cable is designed for Gigabit Ethernet & ATM-155 standards! Over the last years in many markets there has been increasing interest in Copper-Clad Aluminum (CCA) wires as a possible way of reducing material costs in certain types of cables. CCA consists of copper cladding surrounding an aluminum core. The most common grade of CCA is 10% CCA, meaning that it contains 10% copper by volume: only 5% of the radial thickness of this grade of CCA is copper and the rest is aluminum, though it contains approximately 43% copper by weight, since copper is a much denser metal than aluminum. 10% CCA has an overall conductivity of 65% IACS, i.e. 65% of the conductivity of an all-copper conductor of the same cross-section, but its average density is only 37% of copper.



e SERIES

Key Features

- Allows easy circuit identification using the Infilink labeling
- Shutters
- Protective spring dust cover
- Can be wall-mounted
- Extended Warranty

Companion Products

Consider these related Infilink products in your network planning:

- Infilink Patch Panels
- Infilink RJ-45 Connectors
- Infilink Keystone Jacks
- Infilink Wall Boxes
- Infilink Face Plates
- Infilink Boot Covers
- Infilink Patch Cables
- Infilink Cat-5e & 6 Connectivity

SPECIFICATIONS	PERFORMANCE
MECHANICAL	
• Gauge Wire	23 AWG
• Core Diameter (Bare)	0.574 +/- 0.008 mm
• N.O.M. Outside Diameter	6.30 +/- 0.2 mm
• Metal Core Type	Solid
• Number of Pairs	4
• Jacket	PVC
ELECTRICAL at 250 MHz	
• Attenuation	31.2 dB/90 meters
• Next (Min)	38.1 dB
• PSNext (Min)	36.4 dB
• ELFEXT (Min)	19.5 dB
• PSELFEXT (Min)	16.4 dB
• Return Loss (Min)	12 dB
• ACR	8.7 dB at 90 meters
• PS ACR	9.8 dB at 90 meters
LIMITED WARRANTY	5 years
STANDARD COMPLIANCES	ANSI/TIA/EIA-568-B ISO/IEC 11801
PHYSICAL DIMENSIONS (L x W x H)	390 x 390 x 230
WEIGHT	12.4 kg
ENVIRONMENTAL SPECIFICATIONS	
• Operating Temperature	0 to 55°C
• Storage Temperature	-20 to 70°C
• Humidity	10% to 85% RH non-condensing

ORDER CODES

E-Series Giga Plus CCA UTP 4-pair

IE-CCA6

Cat-5e UTP PVC Cable (Giga Ready)



The affordable Giga Ready cable for high-performance LAN connections

Infilink is pleased to announce the availability of the very latest in high-grade data cable, performing to fully ratified Cat-5e (Enhanced) specifications for high performance networks.

Exceeding standard data-grade Cat-5 data cable, Infilink GIGA READY Cat-5e cable is designed with the very latest network standards in mind, including gigabit Ethernet (1000 BaseTX) and ATM-155. Complete confidence is assured when running Infilink GIGA READY Cat-5e data cable in your network with increased signal reliability and improved signal characteristics compared to stock grade Cat-5e data cable.

Our Infilink GIGA READY Cat-5e cable is manufactured according to ETL and UL standards specifications in one of the world's leading cable fabrication facilities maintaining the highest quality of data cable anywhere in the world. Infilink GIGA READY Cat-5e cable is not only Gigabit ready, but also ex-stock ready anytime to any destination, in its "easy-pull" box - loved by installers.



GIGA READY

Key Features

- Snag-free box
- Full Cat-5e Channel Test compliant
- Meter marked for extra convenience
- 1000 Base-TX (Gigabit Ethernet compliant)
- ISO-11801, EIA/TIA 568A, EN50173 Compliant
- Exceeds the Category 5E performance standards
- Full ETL and UL certified

Companion Products

Consider these related Infilink products in your network planning

- Infilink Patch Panels
- Infilink RJ-45 Connectors
- Infilink Keystone Jacks
- Infilink Wall Boxes
- Infilink Face Plates
- Infilink Boot Covers
- Infilink Patch Cables

SPECIFICATIONS	PERFORMANCE
Mechanical	
Gauge Wire	24 AWG
Core Diameter	0.92 mm
N.O.M. Outside Diameter	5.20 mm
Metal Core type	Solid
Number of Pairs	4
Jacket	PVC
Electrical at 100 MHz	
Attenuation (Max.)	22 dB/100 meters
Next (Min/Typical)	40/49 dB
PSNext (Min/Typical)	37/45 dB
ELFEXT (Min/Typical)	24/31 dB
PSELFEXT (Min/Typical)	21/28 dB
Return loss (Min.)	20.1 dB
ACR	27.2 dB at 90 meters
PS ACR	23.2 dB at 90 meters
LIMITED WARRANTY	
15 Years	
STANDARD COMPLIANCES	
ANSI/TIA/EIA-568-A and B	
ISO/IEC 11801	
EN50173 Compliant	
ETL Compliant	
UL Compliant	
ISO 9001	
PHYSICAL DIMENSIONS (LxWxH)	
350 x 215 x 350 (mm)	
WEIGHT	
9.2 KG	
ENVIRONMENTAL SPECIFICATIONS	
Operating Temperature	0 to 55°C
Storage Temperature	-20 to 70°C
Humidity	10% to 85% RH non-condensing

ORDER CODES	
Infilink – GIGA Ready UTP Cat-5e Solid 24 AWG 4-pair Cable	IP-CU5ePS

- Company Profile
- Voice-Telephone System
- Connectors and Outlets
- Copper UTP Cables
- Copper Shielded Twisted Pair Cables
- Copper Cable Assemblies
- Copper Patch Panels
- Fiber Optic Cables (OM2, OM3, OS1)
- Fiber Optic Accessories
- Fiber Optic Cable assemblies
- Fiber Optic Patch panels and enclosures
- Networking Cabinets & Cable management
- Data Center Solutions
- Tools
- Glossary

Cat-6 UTP PVC Cable (Thunder Series)



Infilink is pleased to announce the availability of the very latest in high-grade data cable performing to fully ratified Cat-6 specifications for high-performance networks.

Exceeding standard data grade Cat-6 data cable, **Infilink** GIGA READY Cat-6 cable is designed with the very latest network standards in mind including gigabit Ethernet (1000BaseTX) and ATM-155. Complete confidence is assured when running **Infilink** GIGA READY Cat-6 data cable in your network with increased signal reliability and improved signal characteristics compared to stock grade Cat-6 data cable.

Our **Infilink** GIGA READY Cat-6 cable is manufactured according to ETL and CE standards specifications in one of the world's leading cable fabrication facilities maintaining the highest quality of data cable anywhere in the world. **Infilink** GIGA READY Cat-6 cable is not only Gigabit ready, but also ex-stock ready anytime to any destination, in its "easy-pull" box-loved by installers.



Key Features

- Snag-free box
- Full Cat-6 Channel Test compliant
- Meter marked for extra convenience
- 1000 Base -TX (Gigabit Ethernet compliant)
- ISO-11801, EIA/TIA 568B, EN50173 Compliant
- Exceeds the Category 6 performance standards
- Full ETL and CE Verified

Companion Products

Consider these related Infilink products in your network planning

- Infilink Patch Panels
- Infilink RJ-45 Connectors
- Infilink Keystone Jacks
- Infilink Wall Boxes
- Infilink Face Plates
- Infilink Boot Covers

SPECIFICATIONS	PERFORMANCE
MECHANICAL	
Gauge Wire	23 AWG
Core Diameter (Bare)	0.56 mm
N.O.M. Outside Diameter	6.30 mm
Metal Core type	Solid
Number of Pairs	4
Jacket	PVC
ELECTRICAL at 250 MHz	
Attenuation	32.8 dB/90 meters
Next (Min)	38.3dB
PSNext (Min)	36.3 dB
ELFEXT (Min)	19.8 dB
PSELFEXT (Min)	16.8 dB
Return loss (Min)	17.3 dB
ACR	5.5 dB at 90 meters
PS ACR	3.5 dB at 90 meters
LIMITED WARRANTY	
STANDARD COMPLIANCES	
	ANSI/TIA/EIA-568-B
	ISO/IEC 11801
	EN50173 Compliant
	ETL Verified
	CE Verified
	ISO 9001
PHYSICAL DIMENSIONS (LxWxH)	330 x 265 x 335 (mm)
WEIGHT	14.6 KG
ENVIRONMENTAL SPECIFICATIONS	
Operating Temperature	0 to 55° C
Storage Temperature	-20 to 70°C
Humidity	10% to 85% RH non-condensing

ORDER CODES

Infilink-Cat-6, High Performance ETL, UL, UTP Cable (305 meters) IP-CU6P

Cat-6A UTP PVC Cable (HP Series)



Infilink is pleased to announce the availability of the very latest in high-grade data cable performing to fully ratified Cat-6A specifications for high-performance networks.

Exceeding standard data grade Cat-6A data cable, **Infilink** 10 G READY Cat-6A cable is designed with the very latest network standards in mind including gigabit Ethernet (10GBase-T). Complete confidence is assured when running **Infilink** 10 G READY Cat-6A data cable in your network with increased signal reliability and improved signal characteristics compared to stock grade Cat-6A data cable.

Our **Infilink** 10 G READY Cat-6A cable is manufactured according to ETL and CE standards specifications in one of the world's leading cable fabrication facilities maintaining the highest quality of data cable anywhere in the world.



Key Features

- Full Cat-6A Test compliant
- Meter marked for extra convenience
- 10G Base -TX (10 Gigabit Ethernet compliant)
- ISO-11801, EIA/TIA 568B, EN50173 Compliant
- Exceeds the Category 6A performance standards
- Full ETL and CE Verified

Companion Products

Consider these related Infilink products in your network planning

- Infilink Patch Panels
- Infilink RJ-45 Connectors
- Infilink Keystone Jacks
- Infilink Wall Boxes
- Infilink Face Plates
- Infilink Boot Covers

SPECIFICATIONS	PERFORMANCE
MECHANICAL	
Gauge Wire	23 AWG
Core Diameter (Bare)	0.56 mm
N.O.M. Outside Diameter	6.30 mm
Metal Core type	Solid
Number of Pairs	4
Jacket	PVC
ELECTRICAL at 250 MHz	
Attenuation	32.8 dB/90 meters
Next (Min)	38.3dB
PSNext (Min)	36.3 dB
ELFEXT (Min)	19.8 dB
PSELFEXT (Min)	16.8 dB
Return loss (Min)	17.3 dB
ACR	5.5 dB at 90 meters
PS ACR	3.5 dB at 90 meters
LIMITED WARRANTY	
STANDARD COMPLIANCES	25 Years
	ANSI/TIA/EIA-568-B
	ISO/IEC 11801
	EN50173 Compliant
	ETL Verified
	CE Verified
	ISO 9001
PHYSICAL DIMENSIONS (LxWxH)	330 x 265 x 335 (mm)
WEIGHT	14.6 KG
ENVIRONMENTAL SPECIFICATIONS	
Operating Temperature	0 to 55° C
Storage Temperature	-20 to 70°C
Humidity	10% to 85% RH non-condensing

ORDER CODES

Infilink-Cat-6A, High Performance ETL, UL, UTP Cable (305 meters) IP-CU6AHP

Cat-6 UTP PVC Cable (HP Series)



Infilink is pleased to announce the availability of the very latest in high-grade data cable performing to fully ratified Cat-6 specifications for high-performance networks.

Exceeding standard data grade Cat-6 data cable, **Infilink** High Performance Series Cat-6 cable is designed with the very latest network standards in mind, including gigabit Ethernet (1000BaseTX) and ATM-155. Complete confidence is assured when running **Infilink** High Performance Cat-6 data cable in your network with increased signal reliability and improved signal characteristics compared to stock grade Cat-6 data cable.

Our **Infilink** High Performance Cat-6 cable is manufactured according to ETL and CE standards specifications in one of the world's leading cable fabrication facilities maintaining the highest quality of data cable anywhere in the world.



Key Features

- Full Cat-6 Test compliant
- Meter marked for extra convenience
- 1G Base -TX (Gigabit Ethernet compliant)
- ISO-11801, EIA/TIA 568B, EN50173 Compliant
- Exceeds the Category 6 performance standards
- Full ETL and CE Verified

Companion Products

Consider these related Infilink products in your network planning

- Infilink Patch Panels
- Infilink RJ-45 Connectors
- Infilink Keystone Jacks
- Infilink Wall Boxes
- Infilink Face Plates
- Infilink Boot Covers

SPECIFICATIONS	PERFORMANCE
MECHANICAL	
Gauge Wire	23 AWG
Core Diameter (Bare)	0.56 mm
N.O.M. Outside Diameter	6.30 mm
Metal Core type	Solid
Number of Pairs	4
Jacket	PVC
ELECTRICAL at 250 MHz	
Attenuation	32.8 dB/90 meters
Next (Min)	38.3dB
PSNext (Min)	36.3 dB
ELFEXT (Min)	19.8 dB
PSELFEXT (Min)	16.8 dB
Return loss (Min)	17.3 dB
ACR	5.5 dB at 90 meters
PS ACR	3.5 dB at 90 meters
LIMITED WARRANTY	
STANDARD COMPLIANCES	15 Years
	ANSI/TIA/EIA-568-B
	ISO/IEC 11801
	EN50173 Compliant
	ETL Verified
	CE Verified
	ISO 9001
PHYSICAL DIMENSIONS (LxWxH)	330 x 265 x 335 (mm)
WEIGHT	14.6 KG
ENVIRONMENTAL SPECIFICATIONS	
Operating Temperature	0 to 55° C
Storage Temperature	-20 to 70°C
Humidity	10% to 85% RH non-condensing

ORDER CODES

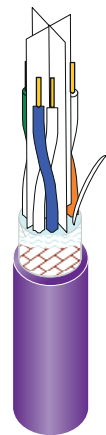
Infilink-Cat-6, High Performance ETL, UL, UTP Cable (305 meters) IP-CU6HP

Cat-5e SFTP Cable (LSZH)

Infilink Shielded Solutions is ideal for industries where interference is more common or data security is critical. With shielding, internal data signals are securely contained and isolated from Electro Magnetic Interference (EMI) and Radio Frequency Interference (RFI). The modular solution of Infilink shielded solution, not only provides flexibility to the installer, but also drastically shortens termination time. It is applicable for horizontal network and voice application in a structured cabling system, including digital video, broadband & baseband analog video. Tinned copper braiding is used inside the cable over all the four pairs. A cross filler is cabled in between to separate the four pairs of insulated conductors. The cable is supported by a drain wire to allow for grounding of any excess voltage on the link. The overall jacket is covered with flame-retardant LSZH compound.



Shielded Series



Key Features

- 305 m/1000 ft – Wooden Reel
- Full Cat-5e Channel Test compliant
- ISO-11801, EIA/TIA 568B
- Exceeds the Category 5e performance standards
- Delta EC Certified

Companion Products

Consider these related Infilink products in your network planning:

- Infilink Cat-5e Patch Panels
- Infilink Cat-5e Keystone Jacks
- Infilink Wall Boxes
- Infilink Face Plates
- Infilink Cat-5e Patch Cord

SPECIFICATIONS	PERFORMANCE
MECHANICAL	
• Gauge Wire	24 AWG
• Core Diameter (Bare)	0.51 +/- 0.01 mm
• N.O.M. Outside Diameter	5.99 +/- 0.3 mm
• Metal Core Type	Solid
• Number of Pairs	4
• Jacket	LSZH
ELECTRICAL at 100 MHz	
• Next (Min)	65.3 dB
• PSNext (Min)	62.3 dB
• ELFEXT (Min)	64.0 dB
• PSELFEXT (Min)	61.0 dB
• Return Loss (Min)	20 dB
• Insertion Loss	1.967dB at 100 meters
LIMITED WARRANTY	5 years
STANDARD COMPLIANCES	ANSI/TIA/EIA-568-B ISO/IEC 11801
ENVIRONMENTAL SPECIFICATIONS	
• Operating Temperature	0 to 50°C
• Storage Temperature	-10 to 50°C

ORDER CODES

Infilink Cat-5e SFTP 24AWG 4-Pair Solid Copper Cable LSZH

IP-CSF5

Cat-6A SFTP Cable (LSZH)



Infilink Shielded Solutions is ideal for industries where interference is more common or data security is critical. With shielding, internal data signals are securely contained and isolated from Electro Magnetic Interference (EMI) and Radio Frequency Interference (RFI). The modular solution of Infilink shielded solution, not only provides flexibility to the installer, but also drastically shortens termination time. It is applicable for horizontal network and voice application in a structured cabling system, including digital video, broadband & baseband analog video. Tinned copper braiding is used inside the cable over all the four pairs. A cross filler is cabled in between to separate the four pairs of insulated conductors. The cable is supported by a drain wire to allow for grounding of any excess voltage on the link. The overall jacket is covered with flame-retardant LSZH compound.



Shielded Series

High Performance

Key Features

- 305 m/1000 ft – Wooden Reel
- Full Cat-6A Test compliant
- ISO-11801, EIA/TIA 568B
- Exceeds the Category 6A performance standards
- Delta EC Certified

Companion Products

Consider these related Infilink products in your network planning:

- Infilink Cat-6A Patch Panels
- Infilink Cat-6A Keystone Jacks
- Infilink Wall Boxes
- Infilink Face Plates
- Infilink Cat-6A Patch Cord

SPECIFICATIONS	PERFORMANCE
MECHANICAL	
• Gauge Wire	23 AWG
• Core Diameter (Bare)	0.51 +/- 0.01 mm
• N.O.M. Outside Diameter	5.99 +/- 0.3 mm
• Metal Core Type	Solid
• Number of Pairs	4
• Jacket	LSZH
ELECTRICAL at 100 MHz	
• Next (Min)	65.3 dB
• PSNext (Min)	62.3 dB
• ELFEXT (Min)	64.0 dB
• PSELFEXT (Min)	61.0 dB
• Return Loss (Min)	20 dB
• Insertion Loss	1.967dB at 100 meters
LIMITED WARRANTY	25 years
STANDARD COMPLIANCES	ANSI/TIA/EIA-568-B ISO/IEC 11801
ENVIRONMENTAL SPECIFICATIONS	
• Operating Temperature	0 to 50°C
• Storage Temperature	-10 to 50°C

ORDER CODES

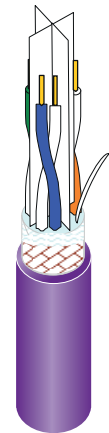
Infilink Cat-6A SFTP 23AWG 4-Pair Solid Copper Cable LSZH IP-CSF6AHP

Cat-6 SFTP Solid Cable (LSZH)

Infilink Shielded Solutions is ideal for industries where interference is more common or data security is critical. With shielding, internal data signals are securely contained and isolated from Electro Magnetic Interference (EMI) and Radio Frequency Interference (RFI). The modular solution of Infilink shielded solution, not only provides flexibility to the installer, but also drastically shortens project completion time.



Shielded Series



Key Features

- 305 m/1000 ft – Wooden Reel
- Full Cat-6 Channel Test compliant
- ISO-11801, EIA/TIA 568B
- Exceeds the Category 6 performance standards
- Delta EC Certified

Companion Products

Consider these related Infilink products in your network planning:

- Infilink Cat-6 Patch Panels
- Infilink Cat-6 Keystone Jacks
- Infilink Wall Boxes
- Infilink Face Plates
- Infilink Cat-6 Patch Cord

SPECIFICATIONS	PERFORMANCE
MECHANICAL	
• Gauge Wire	23 AWG
• Core Diameter (Bare)	0.56 +/- 0.01 mm
• N.O.M. Outside Diameter	6.30 +/- 0.2 mm
• Metal Core Type	Solid
• Number of Pairs	4
• Jacket	LSZH
ELECTRICAL at 250 MHz	
• Next (Min)	34.8 dB
• PSNext (Min)	31.8 dB
• ELFEXT (Min)	14.0 dB
• PSELFEXT (Min)	11.0 dB
• Return Loss (Min)	17.3 dB
• Insertion Loss	45.3 dB at 100 meters
LIMITED WARRANTY	5 years
STANDARD COMPLIANCES	ANSI/TIA/EIA-568-B ISO/IEC 11801
ENVIRONMENTAL SPECIFICATIONS	
• Operating Temperature	0 to 50°C
• Storage Temperature	-10 to 50°C

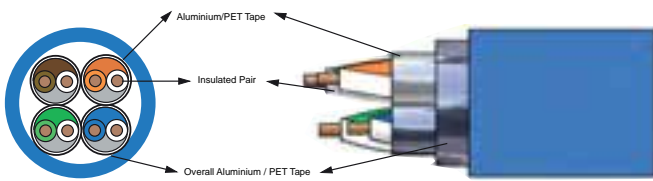
ORDER CODES

Infilink Cat-6 SFTP 23AWG 4-Pair Solid Copper Cable LSZH

IP-CSF6

Cat-6A FFTP Solid Cable (LSZH)

Infilink Cat-6A cable operates at frequencies up to 500MHz and will provide up to 10G bit/s bandwidth. It can support future 10G bit/s applications up to a maximum distance of 100 meters on a four-conductor channel. It has four twisted pairs of 23-gauge solid copper conductors in 1000 feet (305 meters) in wooden reels. It is compliant with Industry standards TIA/EIA 568-B 2-10. ISO/IEC 11801 compliance meets all Alien crosstalk reduction specification, and is backward compatible with Cat-5e and Cat-6.



Key Features

- 305 m/1000 ft – Wooden Reel
- Full Cat-6A Permanent Link Test compliant
- 10G Base –T (10 Gigabit Ethernet compliant)
- ISO-11801, EIA/TIA 568B, Compliant
- Exceeds the Category 6A performance standards
- Delta EC Certified

Companion Products

Consider these related Infilink products in your network planning:

- Infilink Cat-6A Patch Panels
- Infilink Cat-6A Keystone Jacks
- Infilink Wall Boxes
- Infilink Face Plates
- Infilink Cat-6A Patch Cord
- Infilink Cat-6A Connectivity

SPECIFICATIONS

PERFORMANCE

MECHANICAL

• Gauge Wire	23 AWG
• Core Diameter (Bare)	0.56 +/- 0.01 mm
• N.O.M. Outside Diameter	6.30 +/- 0.2 mm
• Metal Core Type	Solid
• Number of Pairs	4
• Jacket	LSHF

ELECTRICAL at 500 MHz

• Next (Min)	34.8 dB
• PSNext (Min)	31.8 dB
• ELFEXT (Min)	14.0 dB
• PSELFEXT (Min)	11.0 dB
• Return Loss (Min)	17.3 dB
• Insertion Loss	45.3 dB at 100 meters

LIMITED WARRANTY

5 years

STANDARD COMPLIANCES

ANSI/TIA/EIA-568-B ISO/IEC 11801

ENVIRONMENTAL SPECIFICATIONS

• Operating Temperature	0 to 50°C
• Storage Temperature	-10 to 50°C

ORDER CODES

Infilink Cat-6A F-FTP 23AWG 4-Pair Solid Cable LSZH

IP-CFF6A

Cat-5e UTP Patch Cord Assemblies



Infilink Cat-5e Patch Cord Assemblies come in various colors and sizes. All Patch Cords in this range exceed TIA/EIA-568-A requirements for four-pair (RJ45) unshielded twisted-pair applications. Patch Cords are all of stranded wire type, supported by PVC jacket construction. To protect the RJ-45 connectors and thus increase Patch cable life cycle, booth/covers are inserted at each end.



Key Features

- Full Cat-5e Channel performance
- Various colors and sizes
- Ideal for Networking and IP Telephony applications
- ETL, UL, TIA/EIA, ISO Compliant
- Extended Warranty

Companion Products

Consider these related Infilink products in your network planning

- Infilink RJ-45 Connectors
- Infilink Patch Panels
- Infilink Cat-5e & 6 Cables
- Infilink faceplates
- Infilink Wall Boxes
- Infilink Keystone Jacks
- Infilink Cat-6 Connectivity

SPECIFICATIONS	PERFORMANCE
PHYSICAL	High Impact flame-retardant plastic, UL 94V-0 rated, 50 micro inch gold over 100 micro inch
ELECTRICAL	
• Rated voltage	30 V
• Rated current	1.5 Amps
• Insulation Resistance	500 Mega-Ohm minimum
• Contact Resistance	20 Milli-ohm maximum
• Transmission performance	100 Mbps
• Insulation Resistance	500 Mega-ohm minimum
STANDARDS	
• ETL & UL	Full ETL and UL certification
• TIA/EIA	568A , EN 50173 compliant
• ISO	11801

ORDER CODES	
Infilink-Patch Cord Assembly, Cat-5e, 0.5 meter, Black	IP-PC505BK
Infilink-Patch Cord Assembly, Cat-5e, 0.5 meter, Gray	IP-PC505GY
Infilink-Patch Cord Assembly, Cat-5e, 1 meter, Gray	IP-PC510GY
Infilink-Patch Cord Assembly, Cat-5e, 1 meter, Green	IP-PC510GR
Infilink-Patch Cord Assembly, Cat-5e, 1 meter, Blue	IP-PC510B
Infilink-Patch Cord Assembly, Cat-5e, 1 meter, Red	IP-PC510R
Infilink-Patch Cord Assembly, Cat-5e, 1 meter, Yellow	IP-PC510Y
Infilink-Patch Cord Assembly, Cat-5e, 2 meters, Gray	IP-PC520GY
Infilink-Patch Cord Assembly, Cat-5e, 2 meters, Green	IP-PC520GR
Infilink-Patch Cord Assembly, Cat-5e, 2 meters, Blue	IP-PC520B
Infilink-Patch Cord Assembly, Cat-5e, 2 meters, Red	IP-PC520R
Infilink-Patch Cord Assembly, Cat-5e, 2 meters, Yellow	IP-PC520Y
Infilink-Patch Cord Assembly, Cat-5e, 3 meters, Gray	IP-PC530GY
Infilink-Patch Cord Assembly, Cat-5e, 3 meters, Green	IP-PC530GR
Infilink-Patch Cord Assembly, Cat-5e, 3 meters, Blue	IP-PC530B
Infilink-Patch Cord Assembly, Cat-5e, 3 meters, Red	IP-PC530R
Infilink-Patch Cord Assembly, Cat-5e, 3 meters, Yellow	IP-PC530Y
Infilink-Patch Cord Assembly, Cat-5e, 5 meters, Gray	IP-PC550GY
Infilink-Patch Cord Assembly, Cat-5e, 10 meters, Gray	IP-PC511GY

Cat-6 UTP Patch Cord Assemblies



The **Infilink** Thunder Series Cat-6 Patch Cords come in various colors and sizes. All Patch Cords in this range are ETL-verified and do exceed the EIA/TIA 568B standards for 24 AWG stranded conductor unshielded twisted-pair applications, delivering a whopping 250MHz. Patch Cords are all of stranded wire type to increase flexibility and durability and housed by PVC jacket construction. To protect the RJ-45 connectors and thus improve Patch Cord life cycle, a newly designed and revolutionary boot covers are inserted at each end of the patch cord, indicating the length that is being used.



Key Features

- Full Cat-6 Channel performance
- Various colors and sizes
- Ideal for Gigabit Networking and IP Telephony applications
- ETL, UL, TIA/EIA, ISO Compliant
- Extended Warranty

Companion Products

Consider these related Infilink products in your network planning

- Infilink RJ-45 Connectors
- Infilink Patch Panels
- Infilink Cat-5e & 6 Cables
- Infilink Faceplates
- Infilink Wall Boxes
- Infilink Keystone Jacks
- Infilink Cat-6 Connectivity

SPECIFICATIONS	PERFORMANCE
PHYSICAL	High Impact flame-retardant plastic, UL 94V-0 rated, 50 micron plated connectors
ELECTRICAL	
• Rated voltage	30 V
• Rated current	1.5 Amps
• Insulation Resistance	500 Mega-Ohm minimum
• Contact Resistance	20 Milli-ohm maximum
• Transmission performance	250 Mbps
• Insulation Resistance	500 Mega-ohm minimum
STANDARDS	
• ETL & UL	Full ETL and UL certification
• TIA/EIA	568B , EN 50173 compliant
• ISO	11801
ORDER CODES	
Infilink-Patch Cord Assembly, Cat-6, 0.3 meter, Gray	IP-PC603GY
Infilink-Patch Cord Assembly, Cat-6, 0.5 meter, Gray	IP-PC605GY
Infilink-Patch Cord Assembly, Cat-6, 1 meter, Gray	IP-PC610GY
Infilink-Patch Cord Assembly, Cat-6, 1 meter, Black	IP-PC610BK
Infilink-Patch Cord Assembly, Cat-6, 1 meter, White	IP-PC610W
Infilink-Patch Cord Assembly, Cat-6, 2 meters, Gray	IP-PC620GY
Infilink-Patch Cord Assembly, Cat-6, 2 meters, Black	IP-PC620BK
Infilink-Patch Cord Assembly, Cat-6, 2 meters, White	IP-PC620W
Infilink-Patch Cord Assembly, Cat-6, 3 meters, Gray	IP-PC630GY
Infilink-Patch Cord Assembly, Cat-6, 3 meters, Black	IP-PC630BK
Infilink-Patch Cord Assembly, Cat-6, 3 meters, White	IP-PC630W
Infilink-Patch Cord Assembly, Cat-6, 5 meters, Gray	IP-PC650GY
Infilink-Patch Cord Assembly, Cat-6, 10 meters, Gray	IP-PC611GY

Cat-6 Shielded Patch Cord Assemblies



The **Infilink** Shielded CAT 6 Patch Cords come in various colors and sizes. All Patch Cords in this range are ETL-verified and do exceed the EIA/TIA 568B standards for 24 AWG stranded conductor unshielded twisted-pair applications, delivering a whopping 250MHz. Patch Cords are all of stranded wire type to increase flexibility and durability and housed by PVC jacket construction. To protect the RJ-45 connectors and thus improve Patch Cord life cycle, newly designed and revolutionary boot covers are inserted at each end of the patch cord, indicating what length is being used.



Shielded Series

Key Features

- Full Cat-6 Channel performance
- Various colors and sizes
- Ideal for Gigabit Networking and Industrial environments
- ETL, UL, TIA/EIA, ISO Compliant

Companion Products

Consider these related Infilink products in your network planning:

- Infilink RJ-45 Connectors
- Infilink Patch Panels
- Infilink Cat-5e & 6 Cables
- Infilink Faceplates
- Infilink Wall Boxes
- Infilink Keystone Jacks
- Infilink Cat-6 Connectivity

SPECIFICATIONS	PERFORMANCE
PHYSICAL	High Impact flame-retardant plastic, UL 94V-0 rated, 50-micron plated connectors 23 AWG Core Diameter 0.56mm
ELECTRICAL	
• Rated voltage	30 V
• Rated current	1.5 Amps
• Insulation Resistance	500 Mega-Ohm minimum
• Contact Resistance	20 Milli-ohm maximum
• Transmission performance	1,000 Mbps
• Insulation Resistance	500 Mega-ohm minimum
STANDARDS	
• ETL & UL	Full ETL and UL certification
• TIA/EIA	568B , EN 50173 compliant
• ISO	11801

ORDER CODES	
Infilink-Patch Cord Assembly, SFTP Cat-6, 0.5 meter, Gray	IP-PCSF605GY
Infilink-Patch Cord Assembly, SFTP Cat-6, 1 meter, Gray	IP-PCSF610GY
Infilink-Patch Cord Assembly, SFTP Cat-6, 3 meters, Gray	IP-PCSF630GY
Infilink-Patch Cord Assembly, SFTP Cat-6, 5 meters, Gray	IP-PCSF650GY

- Company Profile
- Voice-Telephone System
- Connectors and Outlets
- Copper UTP Cables
- Copper Shielded Twisted Pair Cables
- Copper Cable Assemblies
- Copper Patch Panels
- Fiber Optic Cables (OM2, OM3, OS1)
- Fiber Optic Accessories
- Fiber Optics Cable assemblies
- Fiber Optic Patch panels and enclosures
- Networking Cabinets & Cable management
- Data Center Solutions
- Tools
- Glossary

Cat-6A Shielded Patch Cord Assemblies



The **Infilink Shielded** Cat-6A Patch Cords come in various colors and sizes. All Patch Cords in this range are Delta EC-verified and do exceed the EIA/TIA 568-B.2-10 standards for 23 AWG stranded conductor shielded twisted-pair applications, delivering a whopping 500MHz. Stranded bare copper conductors are insulated with foam thermoplastics polyolefin. Two insulated conductors are twisted together to form a pair shielded with Aluminum/polyester foil. Four such pairs are cabled together to form the basic unit. Aluminum Polyester Tape overall covers the four pairs. Patch Cords are all of stranded wire type to increase flexibility and durability and are housed by LSZH jacket construction. To protect the RJ-45 connectors and thus improve Patch Cord life cycle, high-quality boot covers are inserted at each end of the patch cord.



Shielded Series

Key Features

- Full Cat-6A Channel performance
- Various colors and sizes
- Ideal for 10Gigabit Networking and Industrial environments
- TIA/EIA, ISO Compliant
- Extended Warranty

Companion Products

Consider these related Infilink products in your network planning

- Infilink Cat-6A Patch Panel
- Infilink Cat-6A Cable
- Infilink Faceplates
- Infilink Cat-6A Keystone Jack

SPECIFICATIONS

PHYSICAL

• Conductor	26AWG Stranded bare copper
• Insulation	Foam PE
• Shield	Tinned copper drain wire
• Jacket	LSZH
• Operating temperature	-10°C to 60°C

ELECTRICAL

• Max. conductor resistance(ohm/KM@20°C)	95
• Max. DC resistance unbalance(%)	4
• Transmission performance	10,000 Mbps
• Max. mutual capacitance(pF/m)	56

STANDARDS

• TIA/EIA	568-B.2-10
• ISO	11801 2nd Edition

PERFORMANCE

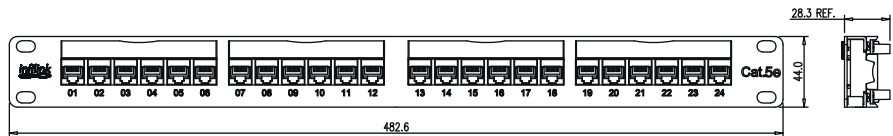
ORDER CODES

Infilink-Patch Cord Assembly, F/FTP Cat-6A, 1 meter, LSZH, Yellow	IP-PC610AY
Infilink-Patch Cord Assembly, F/FTP Cat-6A, 2 meters, LSZH, Yellow	IP-PC620AY
Infilink-Patch Cord Assembly, F/FTP Cat-6A, 3 meters, LSZH, Yellow	IP-PC630AY

Cat-5e UTP, Patch Panel 16, 24, 48 Ports



At the office work area or in harsh industrial environments, **Infilink** patch panels are designed to mount in any standard 19" width rack. These patch panels offer a sleek, elegant appearance. **Infilink** Enhanced Category 5 Patch Panels meet or exceed all of the proposed TIA requirements for Category 5e. **Infilink** Enhanced Category 5 patch panels simplify inventory management by providing a universal label for both T568A and T568B wiring patterns which allows connection with 22-26 AWG wires and is offered in 48, 24, 16 port varieties. The cable ties, mini punch down tool and connector crowns provide tools for better management of cables.



Key Features

- Allows easy circuit identification using the Infilink labelling
- Crowns to Circuit protection
- In full Compliance with T568A and T568B, Cat-5e Performance standards
- Fits to any Standard 19" rack
- No Termination Tools required
- Extended Warranty

Companion Products

Consider these related Infilink products in your network planning:

- Infilink Cat-5e & 6 Cables
- Infilink RJ-45 Connectors
- Infilink Faceplates
- Infilink Wall Boxes
- Infilink Boot Covers
- Infilink Patch Cables
- Infilink Cat-6 Connectivity

SPECIFICATIONS	PERFORMANCE
PHYSICAL	(LxH) 19" x 1U
MECHANICAL	
• Plug insertion life	750 Cycles
• Plug and Jack contact force	100 grams min, using FCC approved plug
• Plug retention force	30 lbs minimum
• Temperature	-40°C to 68°C
ELECTRICAL	
• Current Rating	1.5 Amps
• Insulation Resistance	500 Mega-Ohm minimum
• Contact Resistance	20 Milli-ohm maximum
• Transmission performance	100 Mbps
STANDARDS	
• UL	UL Certified
• FCC	Part 68
• TIA/EIA	568-B.2 (Category 5e transmission performance)

ORDER CODES	
Infilink-48 Port Cat-5e Patch Panel UTP RJ-45	IP-PP5E48
Infilink-24 Port Cat-5e Patch Panel UTP RJ-45	IP-PP5E24
Infilink-16 Port Cat-5e Patch Panel UTP RJ-45	IP-PP5E16

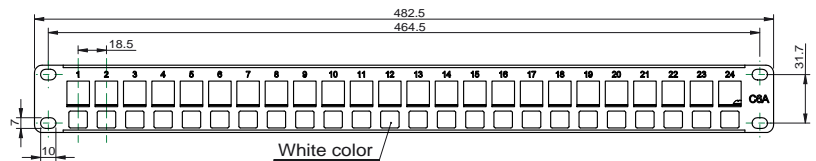
Cat-5e FTP Patch Panel



At the office work area or in harsh industrial environments, Infilink FTP Unloaded patch panels are designed to mount in any standard 19" width rack. These patch panels offer a sleek, elegant appearance with Graphite Grey finish. **Infilink** FTP Category 5e patch panels simplify inventory management by providing a universal label for T568B wiring pattern which allow connection with 22-26 AWG wires and are offered in 24-port with integral rear cable management. It is highly recommended to use **Infilink** Shielded Keystone Jacks (i.e IP-KS5S) with this patch panel. Integral rear cable manager controls minimum bend radius of the cable which means better performance for the whole system.



Shielded Series



Key Features

- Allows easy circuit identification using the Infilink labelling
- Integral rear cable management
- In full Compliance with T568-C.2, Cat-5e Performance standards
- Fits to any Standard 19" rack
- Extended Warranty

Companion Products

Consider these related Infilink products in your network planning

- Infilink Cat-5e Shielded Cables
- Infilink Faceplates
- Infilink Wall Boxes
- Infilink Shielded Patch Cords
- Infilink Shielded Cat-5e Keystone Jacks

SPECIFICATIONS	PERFORMANCE
PHYSICAL DIMENSIONS (LxH)	19" x 1U
MECHANICAL	
• Mating	750 mating Cycles with FCC-compliant RJ-45 Jack Accommodates 23 AWG solid cable for 200 times termination
• Wire accommodation	-10°C to 60°C
• Operating Temperature Storage	-10% to 90%RH
• Temperature Operating Humidity	-10°C to 60°C
STANDARDS	
• UL	UL certified
• FCC	Part 68, Subpart F
• TIA/EIA	TIA/EIA-568-C.2
• EN	EN 50173
• ISO	ISO/IEC 11801, 2nd Ed.

ORDER CODES

Infilink-FTP 24-port Cat-5e Patch Panel Unloaded FTP RJ-45

IP-PP524S

Cat-6 UTP Patch Panel 16, 24 & 48 Ports



At the office work area or in the harsh industrial environments, **Infilink** patch panels are designed to mount in any standard 19" width rack. These patch panels offer a sleek, elegant appearance. **Infilink** Enhanced Category 6 Patch Panels meet or exceed all of the proposed TIA requirements for the Category 6 standard. **Infilink** Category 6 patch panels simplify inventory management by providing universal labels for T568B wiring patterns which allow connection with 22-26 AWG wires and are offered in 48, 24 and 16 port varieties. The cable ties, mini punch down tool and connector crowns provide tools for better management of cables.

Features

- Performance exceeds TIA/EIA Category 6 requirements
- Designed for Gigabit Ethernet transmission
- Includes rear wire manager
- Conductors can be terminated with either a KRONE Insertion or 110 tool
- UL 1863 listed and Category 6 performance verified
- Forty-five degree silver-plated IDCs provide secure, reliable gas tight connection
- Includes paper label holder area for port identification
- Universal wiring label for easy termination of either T568A/B



Key Features

- Crowns to Circuit protection
- In full Compliance with T568B, Cat-6 Performance standards
- Fits to any Standard 19" rack
- No Termination Tools required
- Extended Warranty

Companion Products

Consider these related Infilink products in your network planning:

- Infilink RJ-45 Connectors
- Infilink Patch Panels
- Infilink Cat-5e & 6 Cables
- Infilink Faceplates
- Infilink Wall Boxes
- Infilink Keystone Jacks
- Infilink Cat-6 Connectivity

SPECIFICATIONS	PERFORMANCE
PHYSICAL (LxH)	19" x 1U
MECHANICAL	
• Plug insertion life	750 Cycles
• Plug and Jack contact force	100 grams min, using FCC-approved plug
• Plug retention force	30 lbs minimum
• Temperature	-40°C to 68°C
ELECTRICAL	
• Current Rating	1.5 Amps
• Insulation Resistance	500 Mega-Ohm minimum
• Contact Resistance	20 Milli-ohm maximum
• Transmission performance	100 Mbps (Max)
STANDARDS	
• UL	UL Certified
• FCC	Part 68
• TIA/EIA	568-B.2 (Category 6 transmission performance)

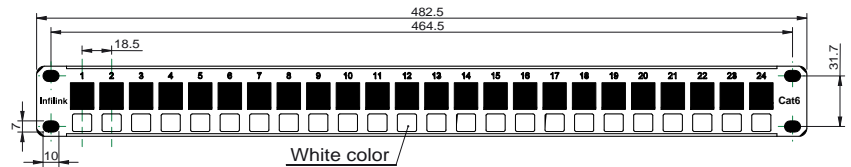
ORDER CODES		
Infilink-48-Port Cat-6 Patch Panel UTP RJ-45		IP-PP648
Infilink-24-Port Cat-6 Patch Panel UTP RJ-45		IP-PP624
Infilink-16-Port Cat-6 Patch Panel UTP RJ-45		IP-PP616
Infilink-Patch Panel 24-port CAT-6 high performance 110/KRONE		IP-PP624X

- Company Profile
- Voice-Telephone System
- Connectors and Outlets
- Copper UTP Cables
- Copper Shielded Twisted Pair Cables
- Copper Cable Assemblies
- Copper Patch Panels**
- Fiber Optic Cables (OM2, OM3, OS1)
- Fiber Optic Accessories
- Fiber Optics Cable assemblies
- Fiber Optic Patch panels and enclosures
- Networking Cabinets & Cable management
- Data Center Solutions
- Tools
- Glossary

Cat-6 FTP Patch Panel



Whether in an office work area or in harsh industrial environments, **Infilink** FTP Unloaded patch panels are designed to mount in any standard 19" width rack. These patch panels offer a sleek, elegant appearance with Graphite Gray finish. FTP Category 6 patch panels simplify inventory management by providing a universal label for T568B wiring pattern which allows connection with 22-26 AWG wires and are offered in 24 port with integral rear cable management. It is highly recommended to use **Infilink** Shielded Keystone Jacks (i.e IP-KS6S) with this patch panel. The integral rear cable manager controls the minimum bend radius of the cable and this means better performance for the whole system.



Key Features

- Allows easy circuit identification using the Infilink labelling
- Integral rear cable management
- In full Compliance with T568-C.2, Cat-6 Performance standards
- Fits to any Standard 19" rack
- Extended Warranty

Companion Products

Consider these related Infilink products in your network planning

- Infilink Cat-5e & 6 Shielded Cables
- Infilink Faceplates
- Infilink Wall Boxes
- Infilink Shielded Patch Cords
- Infilink Shielded Cat-5e & 6 Keystone Jacks

SPECIFICATIONS	PERFORMANCE
PHYSICAL DIMENSIONS (LxH)	19" x 1U
MECHANICAL	
• Mating	750 mating Cycles with FCC-compliant RJ-45 Jack Accommodates 23 AWG solid cable for 200 times termination
• Wire accommodation	-10°C to 60°C
• Operating Temperature Storage	-10% to 90%RH
• Temperature Operating Humidity	-10°C to 60°C
STANDARDS	
• UL	UL certified
• FCC	Part 68, Subpart F
• TIA/EIA	TIA/EIA-568-C.2
• EN	EN 50173
• ISO	ISO/IEC 11801, 2nd Ed.

ORDER CODES

Infilink-FTP 24-port Cat-6 Patch Panel Unloaded FTP RJ-45

IP-PP624S

Cat-6A FTP Patch Panel

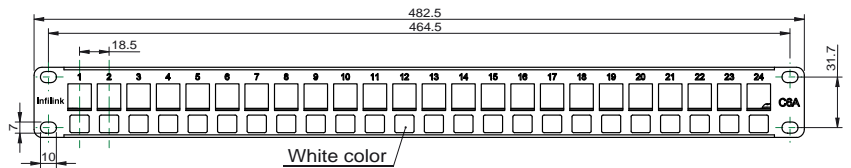


The **Infilink** Cat-6A Patch Panel supports 10 Gigabits applications at 500 MHz frequency. In an office work area or in harsh industrial environments, **Infilink** FTP Unloaded patch panels are designed to mount in any standard 19" width rack. These 24-port patch panels offer a sleek, elegant appearance with Graphite Gray finish.

Infilink FTP Category 6A patch panels simplify inventory management by providing universal labels for T568B wiring patterns which allow connection with 22-26 AWG wires and are offered in a 24-port configuration with integral rear cable management. It is highly recommended to use **Infilink** Shielded Keystone Jacks (IP-KS6AS) with this patch panel.



Shielded Series



Key Features

- 10 G Base-T (10 Gigabits Ethernet) compliant
- Allows easy circuit identification using the Infilink labelling
- Integral rear cable management
- In full Compliance with TIA 568-B.2-1 Category 6A transmission performance)
- Fits to any Standard 19" rack
- Extended Warranty

Companion Products

Consider these related Infilink products in your network planning:

- Infilink Cat-6A Shielded Cables
- Infilink Faceplates
- Infilink Wall Boxes
- Infilink Shielded Cat-6A Patch Cords
- Infilink Shielded Cat-6A Keystone Jacks

SPECIFICATIONS	PERFORMANCE
PHYSICAL DIMENSIONS (LxH)	19" x 1U
MECHANICAL	
• Mating	750 mating Cycles with FCC-compliant
• Wire accommodation	RJ-45 Jack
• Operating Temperature Storage	Accommodates 23 AWG solid cable for 200 times termination
• Temperature Operating Humidity	-10°C to 60°C -10% to 90%RH -10°C to 60°C
STANDARDS	
• FCC	Part 68, Subpart F
• TIA/EIA	568-B.2-1 (Category 6A transmission performance)
• EN	EN 50173
• ISO	ISO/IEC 11801, 2nd Ed.

ORDER CODES

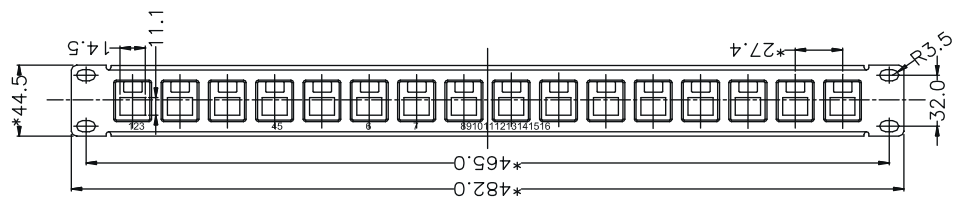
Infilink-FTP 24-port Cat-6A Patch Panel Unloaded FTP RJ-45	IP-PP6A24S
--	------------

Unloaded Patch Panel 16 port



In an office work area or in harsh industrial environments, **Infilink** patch panels are designed to mount in any standard 19" width rack. These patch panels offer a sleek, elegant appearance. This patch panel has no depth, therefore it is suited to be used as a consolidation point specially in security applications like CCTV that need a small rack or cabinet.

Infilink unloaded Patch Panels accept most standard cat-5e and cat-6 keystone jacks. They offer the convenience of enabling IT Managers to have a combination of different types of Key Stone Jacks from different brands at the same time.



Key Features

- Allows easy circuit identification using the Infilink labelling
- Fits to any Standard 19" rack
- Extended Warranty

SPECIFICATIONS	PERFORMANCE
PHYSICAL DIMENSIONS (LxH)	19" x 1U
MECHANICAL	
• Mating	750 mating Cycles with FCC-compliant RJ-45 Jack Accommodates 23 AWG solid cable for 200 times termination
• Panel Material	SPCC, T=1.5mm Black Powder coating finish
• Station ID	High impact acrylonitrile Butadiene styrene (ABS Resin)
• Operating Temperature Storage	-10°C to 60°C
• Temperature Operating Humidity	-10% to 90%RH

Companion Products

Consider these related Infilink products in your network planning

- Infilink Cat-5e & 6 Cables
- Infilink RJ-45 Connectors
- Infilink Faceplates
- Infilink Wall Boxes
- Infilink Boot Covers
- Infilink Patch Cables
- Infilink Cat-6 Connectivity

ORDER CODES

Infilink 16-port unloaded Patch Panel UTP RJ45

IP-PP16

Multi Use Patch Panel 24 Ports Unloaded



At the office work area or in harsh industrial environments, **Infilink** patch panels are designed to mount in any standard 19" width rack. These patch panels offer a sleek, elegant appearance. **Infilink** Category 6 and 6A Patch Panels meet or exceed all of the proposed TIA requirements for Category 6 and 6A. **Infilink** Category 6 and 6A patch panels simplify inventory management by providing a universal label for both T568A and T568B wiring patterns which allows connection with 22-26 AWG wires and is offered in 24 port varieties. The cable ties, mini punch down tool and connector crowns provide tools for better management of cables.



IP-PPUM24



IP-PP624UMA



IP-PP624SUMA



Key Features

- Allows easy circuit identification using the Infilink labelling
- Crowns to Circuit protection
- In full Compliance with T568A and T568B, Cat-6 and 6A Performance standards
- Fits to any Standard 19" rack
- No Termination Tools required
- Extended Warranty

Companion Products

Consider these related Infilink products in your network planning:

- Infilink Cat-6 & 6A Cables
- Infilink RJ-45 Connectors
- Infilink Faceplates
- Infilink Wall Boxes
- Infilink Boot Covers
- Infilink Patch Cables
- Infilink Cat-6 Connectivity

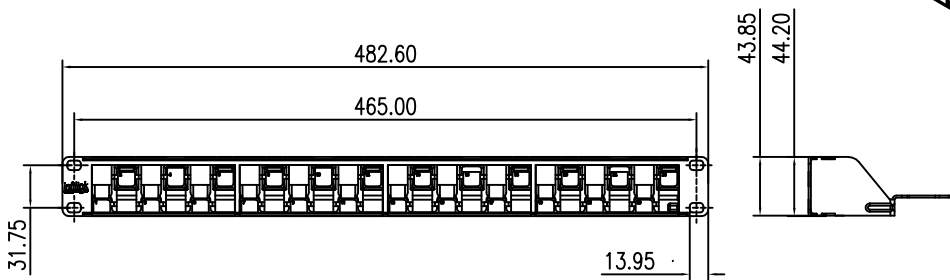
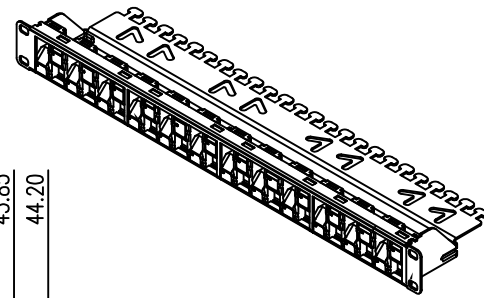
SPECIFICATIONS	PERFORMANCE
PHYSICAL	(LxH) 19" x 1U & 0.5U
MECHANICAL	
• Plug insertion life	750 Cycles
• Plug and Jack contact force	100 grams min, using FCC-approved plug
• Plug retention force	30 lbs minimum
• Temperature	-40°C to 68°C
ELECTRICAL	
• Current Rating	1.5 Amps
• Insulation Resistance	500 Mega-Ohm minimum
• Contact Resistance	20 Milli-ohm maximum
• Transmission performance	1 Gbps and 10Gbps
STANDARDS	
• UL	UL Certified
• FCC	Part 68
• TIA/EIA	568-B.2 (Category 6 and 6A transmission performance)

ORDER CODES	
Infilink Patch Panel Unloaded Multi User Half Unit 24-Port Infilink 1U 24Port UTP Stagger Angled Patch Panel w Cable Management	IP-PPUM24
Hanger, RoHS, High Performance Series Infilink 1U 24Port STP Stagger Angled Patch Panel w Cable Management	IP-PP624UMA
Hanger, RoHS, High Performance Series	IP-PP624SUMA

Cat-6A UTP Snap-In Type Patch Panel 24 Ports



At the office work area or in harsh industrial environments, **Infilink** patch panels are designed to mount in any standard 19" width rack. These patch panels offer a sleek, elegant appearance. **Infilink** High Performance Category 6A Patch Panels meet or exceed all of the proposed TIA requirements for the Category 6A standard. **Infilink** Category 6A patch panels simplify inventory management by providing universal labels for T568B wiring patterns which allow connection with 22-26 AWG wires and are offered in 24 port varieties. The cable ties, mini punch down tool and connector crowns provide tools for better management of cables.



Key Features

- Special Design to reduce ANEXT
- In full Compliance with T568B, Cat-6A Performance standards
- Fits to any Standard 19" rack
- No Termination Tools required
- Extended Warranty

Companion Products

Consider these related Infilink products in your network planning:

- Infilink RJ-45 Connectors
- Infilink Patch Panels
- Infilink Cat6 & 6A Cables
- Infilink Faceplates
- Infilink Wall Boxes
- Infilink Keystone Jacks
- Infilink Cat-6A Connectivity

SPECIFICATIONS	PERFORMANCE
PHYSICAL (LxH)	19" x 1U
MECHANICAL	
• Plug insertion life	750 Cycles
• Plug and Jack contact force	100 grams min, using FCC-approved plug
• Plug retention force	30 lbs minimum
• Temperature	-40°C to 68°C
ELECTRICAL	
• Current Rating	1.5 Amps
• Insulation Resistance	500 Mega-Ohm minimum
• Contact Resistance	20 Milli-ohm maximum
• Transmission performance	10 Gbps (Max)
STANDARDS	
• UL	UL Certified
• FCC	Part 68
• TIA/EIA	568-B.2 (Category 6A transmission performance)

ORDER CODES	
Infilink 24-Port Cat-6A Patch Panel UTP RJ-45	IP-PP6A24U

Fiber Optic Cable FTTH 2 Core Indoor Single Mode LSZH



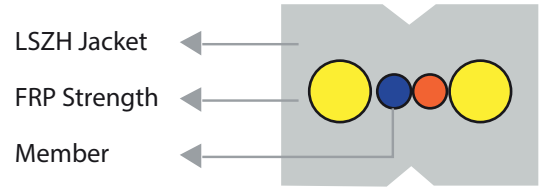
Infilink's Flat FTTH Drop Cable is used in high speed and broadband telecommunication indoor applications.

It contains two general-purpose single-mode fibers FTTH indoor LAN cable, suitable for installation in villas, multi dwelling units, home short-distance data transmission.

The indoor fiber construction is comprised of white optical fibers, two parallel FRP (Fiber Reinforced Plastic) strength members and an LSZH Jacket.

These lightweight cables have excellent crush and impact resistance properties.

Infilink Flat FTTH cable meets EIA-TIA 455 and IEC-60794. Optical characteristics of the cable meets ISO/IEC 11801 standard.



Items	Units	Specifications
Attenuation	dB/km	≤0.36 at 1310nm ≤0.3 at 1550nm
Chromatic Dispersion	Ps/nm.km	≤3.5 at 1285~1330nm ≤18.0 at 1550nm
Zero Dispersion Wavelength	Nm	1302~1322
Zero Dispersion Slope	Ps/nm.km	≤0.095
Cut-off Wavelength	Nm	≤1260
Mode Field Diameter (MFD)	Um	1310 9.2±0.4 1550 10.4±0.8
Mode Field Concentricity	Um	≤0.8
Cladding Diameter	um	125±1.0
Cladding Non-circularity	%	≤1
Coating Cladding concentricity error	Um	≤12
Coating Diameter	um	245±1.0
Proof test	kpsi	≥100
Temperature range Storage/Shipping	C°	-10° -- +60°
Temperature range Operating	C°	-10° -- +60°
Min. Bending Radius (mm)	Dynamic(mm)	20H
Min. Bending Radius (mm)	Static(mm)	10H
Max. Tension (N)	Short-term(N)	100
Max. Tension (N)	Long-term(N)	50
Max. Crushing Resistance	N/100mm ²	1000
No. of fiber		2
Fiber model no.		Single mode: G.652
Fiber color		Blue, orange
Outer diameter of color coating		250±15um
Dielectric strength member		FRP
Jacket		LSZH
Colour of Jacket		White
Size of optical fiber cable	width (mm)	3.1±0.2
	height (mm)	1.9±0.2

Packing and markings	
Printings on optical fiber cable	
Black printings are printed at intervals of 1 meter with the following information.	
1.	Meter marks
2.	Type of cable and fiber count
3.	Infilink name
4.	Year of manufacture

ORDER CODES		
Description	Weight (Kg)	
Infilink FO Indoor Cable 2Core 9/125 LSZH 1KM/Reel	9	IP-FR29Y1
Infilink FO Indoor Cable 2Core 9/125 LSZH 2KM/Reel	18	IP-FR29Y2

- Company Profile
- Voice-Telephone System
- Connectors and Outlets
- Copper-UTP Cables
- Copper-Shielded Twisted Pair Cables
- Copper Cable Assemblies
- Copper Patch Panels
- Fiber Optic Cables (OM2, OM3, OS1)
- Fiber Optic Accessories
- Fiber Optics Cable assemblies
- Fiber Optic Patch panels and enclosures
- Networking Cabinets & Cable management
- Data Center Solutions
- Tools
- Glossary

Fiber Optic Cable FTTH 2 Core Outdoor Single Mode PE



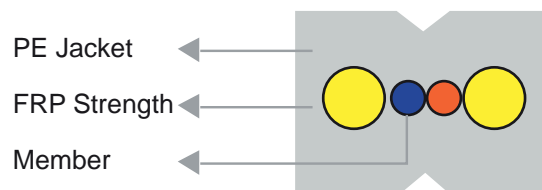
Infilink Flat FTTH Drop Cable is used in high speed and broadband telecommunication outdoor applications.

Outdoor FTTH flat cable construction is similar to the indoor cable, except the cable jacket is made of flame retardant Black PE.

Fiber used in these cables is bend-insensitive so it can be used in applications with multiple bends.

These lightweight cables have excellent crush and impact resistance properties.

Infilink Flat FTTH cable meets EIA-TIA 455 and IEC-60794. Optical characteristics of the cable meet ISO/IEC 11801 standard.



Items	Units	Specifications
Attenuation	dB/km	≤0.36 at 1310nm ≤0.3 at 1550nm
Chromatic Dispersion	Ps/nm.km	≤3.5 at 1285~1330nm ≤18.0 at 1550nm
Zero Dispersion Wavelength	Nm	1302~1322
Zero Dispersion Slope	Ps/nm.km	≤0.095
Cut-off Wavelength	Nm	≤1260
Mode Field Diameter (MFD)	Um	1310 9.2±0.4 1550 10.4±0.8
Mode Field Concentricity	Um	≤0.8
Cladding Diameter	um	125±1.0
Cladding Non-circularity	%	≤1
Coating Cladding concentricity error	Um	≤12
Coating Diameter	um	245±1.0
Proof test	kpsi	≥100
Temperature range Storage/Shipping	C°	-10° -- +75°
Operating temperature range (Operating)	C°	-10° -- +75°
Min. Bending Radius (mm)	Dynamic(mm)	20H
Min. Bending Radius (mm)	Static(mm)	10H
Max. Tension (N)	Short-term(N)	80
Max. Tension (N)	Long-term(N)	40
Max. Crushing Resistance	N/100mm ²	500
No. of fiber		2
Fiber model no.		Single mode: G.652
Fiber color		Blue, orange
Outer diameter of color coating		250±15um
Dielectric strength member		FRP
Jacket		PE
Colour of Jacket		Black
Size of optical fiber cable width	mm	3.1±0.2
height	mm	1.9±0.2

Packing and markings

Printings on optical fiber cable

Black printings are printed at intervals of 1 meter with the following information.

1. Meter marks
2. Type of cable and fiber count
3. Infilink name
4. Year of manufacture

ORDER CODES

Description	Weight (Kg)	
Infilink FO Outdoor Cable 2Core 9/125 PE 1KM/RL	9	IP-FR29X1
Infilink FO Outdoor Cable 2Core 9/125 PE 2KM/RL	18	IP-FR29X2

All Infilink FO cables come with separate OTDR test report

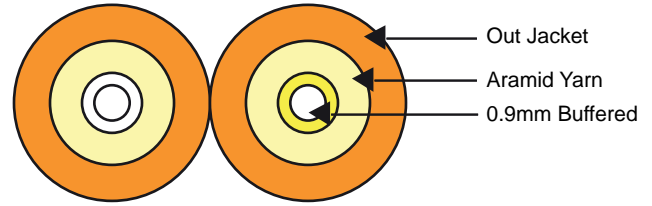
Fiber Optic Cable 2 Core Indoor Multimode Zipcord



Designed for easy installation and high performance, **Infilink** ZipCord Low Smoke Zero Halogen (LSZH) cables are reliable indoor applications especially on the horizontal (fiber to desk) where space is limited. Additionally these ZipCords can be utilised for Patch Cord assembly. The ZipCord comes in Multimode varieties.

Infilink ZipCord Optical Fiber Cable Features:

- Low insertion loss
- High return loss (low amounts of reflection at the interface)
- Ease of installation
- High reliability
- Low environmental sensitivity
- LSZH



Items	Specifications		
1	Fiber Count	2	
2	Fiber Characteristic	OD: 242±7 um	
3	Tight buffered:		
	Material	environmental protected PVC	
	OD	0.87±0.05 mm	
	Thickness	0.31±0.02 mm	
	Color	Multimode (natural, orange)	
4	Out jacket		
	Thickness	0.33±0.04 mm	
	Material	LSZH	
	OD	(1.82 - 1.98)×(3.9 - 4.3)	
Fiber property:			
	Fiber mode	Unit	Multimode 50/125
	Condition	nm	850/1300
	Attenuation	dB/km	3.5/1.5
Dispersion	1550nm	ps(nm·km)	----
	1625nm	ps(nm·km)	----
Bandwidth	850nm	MHZ·km	≥200
	1300nm	MHZ·km	≥200
Application:			
	Temperature range	°C	-20°C- +70°C
	Nominal Weight	'g/m	8.8
Min. Bending Radius (mm)	Dynamic	mm	20H
Min. Bending Radius (mm)	Static	mm	10H
Max. Tensile strength (N)	Short-term	N	200
Max. Tensile strength (N)	Long-term	N	100
Max. Crushing Resistance (N/100mm ²)	N/100mm ²		1000

Packing and Markings

Printings on optical fiber cable

Black printings are printed at intervals of 1 meter with the following information.

1. Meter marks
2. Type of cable and fiber count
3. Infilink name
4. Year of manufacture

ORDER CODES

Description	Weight (Kg)	
Infilink FO Indoor Cable 2Core Zipcord 9/125 LSZH 1KM/RL	9	IP-FR29C1
Infilink FO Indoor Cable 2Core Zipcord 9/125 LSZH 2KM/RL	18	IP-FR29C2

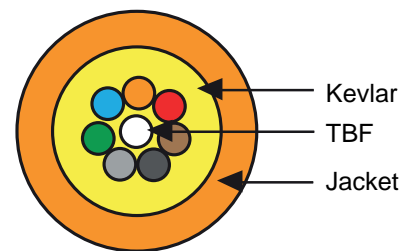
Fiber Optic Cable Tight Buffered 4-48 Cores Indoor SM & MM LSZH



With superior technology and profile control, **Infilink** Tight Buffer OS1, OM2 and OM3 fibers revolutionise performance in local area networks, storage area networks, and central office interconnects. The **Infilink** Tight Buffer cable is designed with 900µm buffered structure for making easy connections. Its dry structure is perfect for risers and horizontal deployment as well as in duct applications (by pulling).

Infilink Tight Buffer Optical Fiber Cable Features:

- Indoor cable
- Suitable for use in ducts or risers
- Designed for direct connectorization
- All dielectric design
- LSZH Outer Sheath
- 4 to 48 fibers
- Compact design
- Optical fiber coated 900µm
- Aramid yarns reinforcement



Mechanical Characteristics	OS1	OM2	OM3
Attenuation	OS1	OM2	OM3
Tight Buffer Fiber diameter	0.87±0.05mm	0.87±0.05mm	0.87±0.05mm
Fiber Diameter	242+-7 um	242+-7 um	242+-7 um
Min. Bending Radius Dynamic(mm)	20	20	20
Min. Bending Radius Static(mm)	10	10	10
Max. Tensile(N) Short Term	480	480	480
Max. Tensile(N) Long Term	160	160	160
Max. Crush Resistance(N/100mm ²)	1000	1000	1000
Climate Characteristics	OS1	OM2	OM3
Storage Temperature	-20 to 70	-20 to 70	-20 to 70
Installation/Operating Temperature	-5 to 55	-5 to 55	-5 to 55
Halogen-free			
Optical Characteristics	OS1	OM2	OM3
Frequency	1310/1550	850/1300	850/1300
Attenuation(dB/KM)	0.36/0.23	3.0/1.0	3.0/1.0
Dispersion 1550nm PS(nm.KM)	<=18		
Dispersion 1625nm PS(nm.KM)	<=-22		
Bandwidth 850nm (MHZ.KM)		>=200	>=1500
Bandwidth 1300nm (MHZ.KM)		>=400	>=500
Application	OS1, OM2 and OM3 Indoor cabling		

number of fibers	Cable diameter(mm)	Cable Color	Weight(Kg)/KM	
OM2				
4	6.0+-0.20	Orange	32	IP-FR51Y4
6	6.0+-0.20	Orange	32	IP-FR51Y6
8	6.0+-0.20	Orange	32	IP-FR51Y8
12	8.0+-0.25	Orange	37	IP-FR51Y12
24	8.0+-0.25	Orange	43	IP-FR51Y24
48	8.0+-0.25	Orange	52	IP-FR51Y48
OM3				
4	6.0+-0.20	Orange	32	IP-FR51X4
6	6.0+-0.20	Orange	32	IP-FR51X6
8	6.0+-0.20	Orange	32	IP-FR51X8
12	8.0+-0.25	Orange	37	IP-FR51X12
24	8.0+-0.25	Orange	43	IP-FR51X24
48	8.0+-0.25	Orange	52	IP-FR51X48
OS1				
4	6.0+-0.20	Yellow	32	IP-FR91Y4
6	6.0+-0.20	Yellow	32	IP-FR91Y6
8	6.0+-0.20	Yellow	32	IP-FR91Y8
12	8.0+-0.25	Yellow	37	IP-FR91Y12
24	8.0+-0.25	Yellow	43	IP-FR91Y24
48	8.0+-0.25	Yellow	52	IP-FR91Y48

Packing and markings	
Printings on optical fiber cable	
Black printings are printed at intervals of 1 meter with the following information.	
1.	Meter marks
2.	Type of cable and fiber count
3.	Infilink name
4.	Year of manufacture

Fiber Optic Cable Loose Tube 2-12 Core Indoor/Outdoor SM & MM

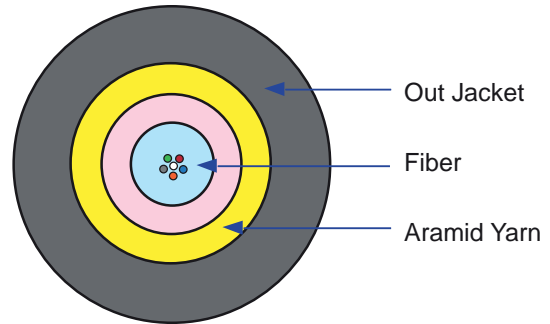


Infilink indoor/outdoor loose tube fiber optic cable is a dry core cable with moisture-blocking gel inside the thermoplastic buffer tube. The individually coloured 250 um fibers are surrounded by gel for moisture resistance, as well as protection against thermal expansion and contraction over the operating temperature range. The UV-resistant thermoplastic jacket protects the cable's life cycle in direct sunlight conditions.

Infilink indoor/outdoor loose tube fiber cables are offered in all grades of multimode and single-mode from 2 to 12 fibers.

Infilink indoor/outdoor loose tube fiber cables' features:

- 2 to 12 Fiber Counts Available
- Low Smoke Zero-Halogen Jacket
- Outdoor Applications where Gel-Filled Cables are Suitable for Best Water-Blocking
- Indoor/Outdoor Applications where Termination via Pigtail Splicing is Preferred
- Suitable for Lashed Aerial, Duct, Underground Conduit and Indoor Riser Applications



Items		Specifications			
1	Fiber Count	2 to 12			
2	Fiber Characteristic	according to the standard chromatogram			
3	Outer diameter of PBT tube	3.0±0.1mm			
4	Aramid yarn				
5	Out jacket				
	Material	LSZH			
	OD	6.5±0.3mm			
Fiber mode	Unit	Single mode fiber G652B	Multimode fiber 50/125	Multimode fiber 62.5/125	Multimode fiber OM3 300
Condition	nm	1310/1550	850/1300	850/1300	850/1300
Attenuation		dB/km	0.36/0.23	3.5/1.5	3.5/1.5 3.5/1.5
Dispersion	1550nm	ps(nm·km)	≤18	-----	-----
	1625nm	ps(nm·km)	≤22	-----	-----
Bandwidth	850nm	MHZ·km	-----	≥200	≥160 ≥1500
	1300nm	MHZ·km	-----	≥200	≥200 ≥500
Application:					
Temperature range			°C	-40 ⁰ -- +70 ⁰	
Nominal weight			'g/m	LSZH:55	
Min.Bending Radius (mm)	Dynamic		mm	20H	
Min.Bending Radius (mm)	Static		mm	10H	
Max.Tension (N)	Long-term		N	500	
	Short-term		N	1200	

Packing and markings	
Printings on optical fiber cable	
Black printings are printed at intervals of 1 meter with the following information.	
1.	Meter marks
2.	Type of cable and fiber count
3.	Infilink name
4.	Year of manufacture

ORDER CODES		
Description	Weight (Kg)	
Infilink FOCable12CoreLooseTubeSM9/125 (OS1)Armr-1KM	9	IP-FR98Y12-1
Infilink FOCable12CoreLooseTubeSM9/125 (OS1)Armr-2K	18	IP-FR98Y12-2

- Company Profile
- Voice-Telephone System
- Connectors and Outlets
- Copper UTP Cables
- Copper Shielded Twisted Pair Cables
- Copper Cable Assemblies
- Copper Patch Panels
- Fiber Optic Cables (OM2, OM3, OS1)
- Fiber Optic Accessories
- Fiber Optics Cable assemblies
- Fiber Optic Patch panels and enclosures
- Networking Cabinets & Cable management
- Data Center Solutions
- Tools
- Glossary

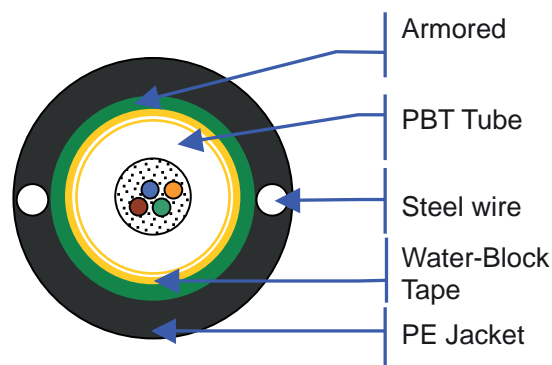
Fiber Optic Cable Loose Tube 2-12 Core Outdoor Steel Wire Armored



Infilink indoor/outdoor armored single loose tube cables are designed to meet all the rigours of the outside plant environment, and have the necessary ratings to be installed inside the building. These cables eliminate the messy gel filler of traditional loose tube style cables with super absorbent polymers. The installer can place the cable anywhere in the network, bypassing the traditional transition points required in most installations. Cables are available with fiber counts 12 in a single tube.

Infilink indoor/outdoor armored single loose tube cables' features:

- No cleaning of gels, greatly reduces installation time
- Reduces labor costs by eliminating transition points at the demarcation
- Can be used outdoors or indoors
- Low insertion loss
- High return loss (low amounts of reflection at the interface)
- Ease of installation
- Low cost
- Reliability
- Low environmental sensitivity
- Ease of use
- Single-Tube construction
- Additional strength member



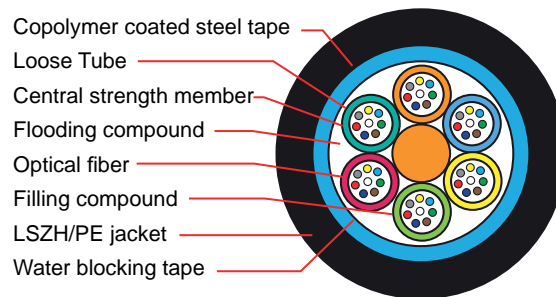
Other Dimensions						
1. Appearance						
Slickness						
2. Package						
Wooden drum						
3. Length per drum						
KM per drum; other length is upon request						
4. Test report						
Attached with the OTDR test report						
Fiber characteristic						
Fiber Mode	Unit	Single mode	Multimode	Multimode	Multimode	Multimode
			G652B	50/125	62.5/125	OM3 300
Condition		nm	1310/1550	850/1300	850/1300	850/1300
Attenuation		dB/km	0.36/0.23	3.0/1.0	3.0/1.0	3.0/1.0
Dispersion	1550nm	ps/(nm·km)	≤18	-----	-----	-----
	1625nm	ps/(nm·km)	≤22	-----	-----	-----
Bandwidth	850nm	MHZ.km	-----	≥200	≥160	≥1500
	1300nm	MHZ.km	-----	≥200	≥200	≥500
Application						
Fiber Count						12
Outer diameter(mm)						8.0
Nominal Weight kg/km						60
Max. Tension			Short-term			2,500
			Long-term			800
Max. Crushing Resistance			(N/100mm ²)			2,800
Max. Bending Radius			Dynamic			20D
			Static			10D

ORDER CODES		
12 core loose tube steel wire Armored MM 50/125 (OM2) 1KM		IP-FR99Y12-1
12 core loose tube steel wire Armored MM 50/125 (OM2) 2KM		IP-FR99Y12-2

Fiber Optic Cable Loose Tube 24 Core Outdoor SM & MM Steel Tape



Infilink full line of indoor/outdoor armored multi loose tube cables are designed to meet all the rigours of the outside plant environment, and also have the necessary ratings to be installed inside the building. These cables eliminate the messy gel filler of traditional loose tube style cables with super absorbent polymers. The installer can place the cable anywhere in the network, bypassing the traditional transition points required in most installations. Cables are available with fiber counts from 12 to 144 in multiple tubes.



Infilink indoor/outdoor armored loose tube cables' features:

- No cleaning of gels, greatly reduces installation time
- Reduces labor costs by eliminating transition points at the demarcation
- Can be used outdoors or indoors
- Low insertion loss
- High return loss (low amounts of reflection at the interface)
- Ease of installation
- Low cost
- Reliability
- Low environmental sensitivity
- Ease of use
- Multitube Construction
- Additional strength member



Item		Characteristics							
Operation temperature		-20C~+60C							
Storage temperature		-40C~+60C							
Sheath Material		P:PE; L:LSZH; or other							
Fiber Count	Outside Diameter (mm)	L.T Diameter (mm)	Cable Weight (kg/km)	Tensile Load S (N)	Tensile Load L (N)	Crush Load S (N)	Crush Load L (N)	Bend Radius S (M)	Bend Radius L (M)
24	10.2	5	122.0	1500	600	1000	300	20D	10D
Color Code									
BL- Blue		BR- Brown		RE- Red		PU- Purple			
OR- Orange		GY- Grey		BK- Black		PI- Pink			
GR- Green		WH- White		YE- Yellow		AQ- Aqua			
Optical Characteristics :									
Glass Type	62.5/125um Grade B	62.5/125um Grade A	50/125um Grade B	50/125um Grade A	50/125um OM3	SM(G652)			
P/N Code(X)	62B	62A	50B	50A	OM3	09			
Operating									
Wavelength	850/1300nm	850/1300nm	850/1300nm	850/1300nm	850/1300nm	1310/1550nm			
Bandwidth (MHz.km)	160/500	200/600	200/500	400/800	1500/500	-			
Attenuation (dB/km)	3.50/1.50	3.00/1.00	3..50/1.50	3.00/1.00	2.70/0.80	0.45/0.30			

ORDER CODES

24 core loose tube steel tape Armored PE	IP-FRX924P
24 core loose tube steel tape Armored LSZH	IP-FRX924L

- Company Profile
- Voice-Telephone System
- Connectors and Outlets
- Copper UTP Cables
- Copper Shielded Twisted Pair Cables
- Copper Cable Assemblies
- Copper Patch Panels
- Fiber Optic Cables (OM2, OM3, OS1)
- Fiber Optic Accessories
- Fiber Optics Cable assemblies
- Fiber Optic Patch panels and enclosures
- Networking Cabinets & Cable management
- Data Center Solutions
- Tools
- Glossary

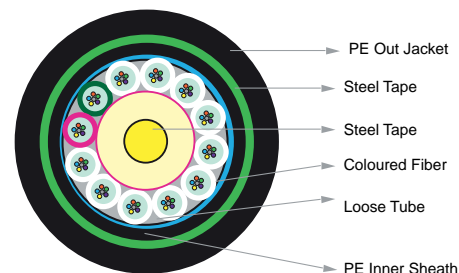
Fiber Optic Cable Loose Tube Outdoor SM & MM Double Armored With Two Jackets



Infilink Outside Plant Single Armor Double Jacket Loose Tube fiber optic cables are designed for installation in harsh environments such as direct burial, aerial lashing, conduit and pathways that are subjected to wide temperature variations. The Armored Outside Plant product incorporates a corrugated steel armor tape between two jackets surrounding the core and is offered with two 144 fibers per cable. These cables are thoroughly tested and verified to TIA standard for outside cabling systems.

Infilink Outside Plant Single Armor Double Jacket Loose Tube fiber optic cables' features:

- High tensile strength, crush-resistant and small-diameter design
- Single-mode, multimode and hybrid design options available
- Corrugated steel armor provides crush and rodent resistance
- Fully water-blocked core using dry water blocking system
- Low Smoke, Zero Halogen and Armored designs
- Provides greater pulling distances, thus reducing installation time
- Broad design selection enables mix and match of fiber components to specific networking applications
- One cable design meets all structured cabling applications
- Long-term reliability
- Low cable plant maintenance, ease of installation
- Reduced network costs



Items	Specifications
1 – Fiber Count	2 to 144
2 – Fiber Characteristic	According to the standard chromatogram
3 – Outer diameter of Loose Tube	2.15±0.05mm
4 – Central Strength Member	Steel Wire
5 – Armored steel tape thickness	0.15mm
6 – Out jacket Material	PE

Fiber mode	Unit	Single mode fiber G652B	Multimode fiber 50/125	Multimode fiber 62.5/125
Condition	nm	1310/1550	850/1300	850/1300
Attenuation	dB/km	0.4/0.3	3.5/1.5	3.0/1.0
Dispersion	1550nm	≤18	-----	-----
	1625nm	≤22	-----	-----
Bandwidth	850nm	-----	≥200	≥160
	1300nm	MHZ·km	-----	≥200

Application:				
Temperature range			°C	-40°-- +70°
Nominal weight			'g/m	LSZH:55
Min.Bending Radius (mm)	Dynamic		mm	20D
Min.Bending Radius (mm)	Dynamic		mm	10D

Cable Data:							
Fiber count	O.D.(mm)	No. of Tubes	Cable wt.(kg/km)	Max. tension(N)		Max. crush resistance (N/100)	
				Short	Long	Short	Long
2--60	13.0±0.5	6	145	3000	1000	3000	1000
62--72	13.0±0.5	6	196	3000	1000	3000	1000
74--96	14.0±0.5	8	230	3000	1000	3000	1000
98--120	16.0±0.5	10	270	3000	1000	3000	1000
122--144	18.5±0.5	12	360	3000	1000	3000	1000

Packing and markings	
Printings on optical fiber cable	
Black printings are printed at intervals of 1 meter with the following information.	
1.	Meter marks
2.	Type of cable and fiber count
3.	Infilink name
4.	Year of manufacture

Ask your distributor for FO cables part numbers

All Infilink FO cables come with separate OTDR test report

Fiber Optic Connectors



Infilink Optical fiber connectors are used to join optical fibers where a connect/disconnect capability is required. Typical application for Optical fiber connectors are telephone company central offices, installations on customer premises, and outside plant applications. Connectors are used to connect equipment and cables, or to cross-connect cables within a system. The basic connector unit is a connector assembly. A connector assembly consists of an adapter and two connector plugs and comes in LC, SC, SC/APC varieties, supports both Single Mode and Multimode applications up to 10 Gbps, and supports up to 1,000 mating cycles.

Infilink Optical Fiber Connectors offer:

- Low insertion loss
- High return loss (low amounts of reflection at the interface)
- Ease of installation
- Low cost
- Reliability
- Low environmental sensitivity
- Ease of use



Key Features

- Connectors are available in different types of connectors SC, LC, ST, FC, MTRJ
- Connectors have variety of OM2, OM3 and OS1
- Extended Warranty

Companion Products

Consider these related Infilink products in your network planning:

- Infilink FO cables
- Infilink FO adapters
- Infilink FO patch cords
- Infilink FO pigtailed
- Infilink FO patch panels

SPECIFICATIONS	PERFORMANCE
• Operating Temperature	-30°C to 75°C
• Storage Temperature	-40°C to 85°C
• Ferrule hole sizes (SM)	125.5+- 0.5 (um)
• Ferrule hole sizes (MM)	127.0+- 1.0 (um)
• Insertion loss (dB)	SM <=0.2
• Insertion loss (dB)	MM<=0.3
• Return loss (dB)	SM (PC) >=50C.2
• Return loss (dB)	SM (APC) >=60
• Exchangeability (dB)	<=0.2
• Repeatability (dB)	<=0.2
• Durability (dB)	<= 0.2 typical change, 1,000 mating

ORDER CODES

Infilink FO Connector SC/PC SM	IP-FN931
Infilink FO Connector SC/PC MM	IP-FN531
Infilink FO Connector LC/PC SM	IP-FN901
Infilink FO Connector LC/PC MM	IP-FN501

Fiber Optic Adapters



Infilink full line of LC, SC, and APC couplers feature tightly toleranced slots to assure proper orientation of mated connectors. Typical applications for optical fiber couplers are in patch panels used in telephone company central offices, installations on customer premises, and outside plant applications. **Infilink** couplers feature ceramic sleeves to ensure precise alignment and signal integrity.

Infilink Optical Fiber Coupler features:

- Used to connect duplex SC fiber cables
- Plastic body provides a lightweight yet durable solution
- Dust caps protect against debris and contamination
- Ceramic alignment sleeve provides precise alignment for lower loss



Key Feature

- Adapters are available in different type of connectors SC, LC, ST, FC, MTRJ
- Adapters have variety of OM2, OM3 and OS1
- Adapters are available in Duplex and Simplex
- Extended Warranty

Companion Products

Consider these related Infilink products in your network planning

- Infilink FO cables
- Infilink FO connectors
- Infilink FO patch cords
- Infilink FO pigtails
- Infilink FO patch panels
- Infilink MPO solution

SPECIFICATIONS

PERFORMANCE

• Operating Temperature	-30°C to 75°C
• Storage Temperature	-40°C to 85°C
• Sleeve	Ceramic or Bronze
• Operating Wavelength	1200 ~ 1600 nm
• Insertion loss (dB)	SM <=0.2
• Insertion loss (dB)	MM <=0.3
• Return loss (dB)	SM (PC) >=50C.2
• Return loss (dB)	SM (APC) >=60
• Exchangeability (dB)	<=0.2
• Repeatability (dB)	<=0.2
• Durability (dB)	<= 0.2 typical change, 1,000 mating
• RoHS compliant	

ORDER CODES

Infilink FO Adaptor SC/PC, SM, 9/125, Duplex	IP-FA932
Infilink FO Adaptor SC/PC, MM, 50/125, Duplex	IP-FA532
Infilink FO Adaptor LC/PC, SM, 9/125, Duplex	IP-FA902
Infilink FO Adaptor LC/PC, MM, 50/125, Duplex	IP-FA502

All Infilink FO cables come with separate OTDR test report

Fiber Optic Patch Cord Assemblies



Infilink top quality, high-speed Duplex Fiber Optic Patch Cables will unleash the power of your telecommunications system. With ceramic ferrules, these patch cords are suitable for high-speed, high-bandwidth telecommunications such that you would find in any data transmissions with high QoS values. The patch cords operate at the 850 and 1330 nm transmission windows for multimode, and 1310 nm or 1550 nm transmission windows for single mode applications. Each Optical Fiber Patch Cord is constructed of the finest components and shipped in individually sealed bags to ensure that they arrive in perfect condition. Test results for the individual patch cables are included in each bag. Color-coded patch cords, as well as polarity tags at each end assist with identification during the installation process to make installation easy for anyone. The patch cords are offered in SC-SC, LC-LC, and SC-LC varieties for both single mode and multimode applications.



Infilink Optical Fiber Patch cords features:

- Core Diameter: 50/125, 62.5/125, and 9/125 micron
- Insertion loss: typically <0.10 dB (LC); 0.20 dB (SC)
- Return loss: >20dB
- Ceramic Ferrules for increased durability
- TIA/EIA-568-B.3 compliant
- Connectors: (LC) Small form factor with latch; (SC) Small form factor
- Used primarily for high-speed data communications such as Gigabit, or 10 Gbps Ethernet
- Physical Contact: PC (Polished Connector), APC (Angled Polished Connector)



Key Features

- Every single Patch Cord has been tested and comes with a test result
- All Patch Cords are available in PC or APC types
- All Patch Cords are available in different lengths
- Patch Cords are available in different types of connectors SC, LC, ST, FC MTRJ
- Patch Cords have variety of OM2, OM3 and OS1
- Extended Warranty

Companion Products

Consider these related Infilink products in your network planning:

- Infilink FO cables
- Infilink FO adapters
- Infilink FO pigtails
- Infilink FO connectors
- Infilink FO patch panels

SPECIFICATIONS	PERFORMANCE
• Operating Temperature	-30°C to 75°C
• Storage Temperature	-40°C to 85°C
• Insertion loss (dB)	SM <=0.2
• Insertion loss (dB)	MM<=0.3
• Return loss (dB)	SM (PC) >=50C.2
• Return loss (dB)	SM (APC) >=60
• Exchangeability (dB)	<=0.2
• Repeatability (dB)	<=0.2
• Durability (dB)	<= 0.2 typical change, 1,000 mating


ORDER CODES	
Infilink FO Patch Cord LC/PC-LC/PC, SM 9/125, Duplex, 3.0mm, yellow, 1m	IP-FC9051
Infilink FO Patch Cord SC/PC-LC/PC, MM 50/125, Duplex, 3.0mm, orange, 1m	IP-FC5101
Infilink FO Patch Cord SC/PC-LC/PC, SM 9/125, Duplex, 3.0mm, yellow, 1m	IP-FC9011
Infilink FO Patch Cord SC/PC-SC/PC, SM 9/125, Duplex, 3.0mm, yellow, 1m	IP-FC9031
Infilink FO Patch Cord SC/PC-SC/PC, MM 50/125, Duplex, 3.0mm, orange, 1m	IP-FC5031
Infilink FO Patch Cord LC/PC-LC/PC, MM 50/125, Duplex, 3.0mm, orange, 1m	IP-FC5051
Infilink FO Patch Cord LC/PC-LC/PC, SM 9/125, Duplex, 3.0mm, yellow, 3m	IP-FC9053
Infilink FO Patch Cord SC/PC-LC/PC, MM 50/125, Duplex, 3.0mm, orange, 3m	IP-FC5103
Infilink FO Patch Cord SC/PC-LC/PC, SM 9/125, Duplex, 3.0mm, yellow, 3m	IP-FC9013
Infilink FO Patch Cord SC/PC-SC/PC, SM 9/125, Duplex, 3.0mm, yellow, 3m	IP-FC9033
Infilink FO Patch Cord SC/PC-SC/PC, MM 50/125, Duplex, 3.0mm, orange, 3m	IP-FC5033
Infilink FO Patch Cord LC/PC-LC/PC, MM 50/125, Duplex, 3.0mm, orange, 3m	IP-FC5053

- Company Profile
- Voice-Telephone System
- Connectors and Outlets
- Copper UTP Cables
- Copper Shielded Twisted Pair Cables
- Copper Cable Assemblies
- Copper Patch Panels
- Fiber Optic Cables (OM2, OM3, OS1)
- Fiber Optic Accessories
- Fiber Optics Cable assemblies
- Fiber Optic Patch panels and enclosures
- Networking Cabinets & Cable management
- Data Center Solutions
- Tools
- Glossary

Fiber Optic Pigtails



Infilink high performance fiber optic pigtails, including the single mode and multimode types, are manufactured with premium grade connectors with typical 0.9mm outer diameter cables and are offered in the Simplex form. The pigtails are the most important part of any fiber link as they are used to connect the cable to the active equipment within the patch panel. The fusion splice on the pigtail is the most economical way to provide a premium quality fiber optic connection. The fiber optic pigtail connectors are compliant with IEC and TIA/EIA specifications. It has one-piece construction and pull-proof design. Low cost but high performance, which makes it one of the most popular cables. Infilink Pigtails are supplied in the single mode 9/125, multimode 50/125, multimode 10Gb 50/125 types. They come with PC, UPC, and APC connectors respectively.



Key Features

- Every single Pigtail has been tested and comes with a test result
- All Pigtails are available in PC or APC types
- All Pigtails are available in different lengths
- Pigtails are available in different types of connectors SC, LC, ST, FC, MTRJ,..
- Pigtails have variety of OM2, OM3 and OS1
- Extended Warranty

Companion Products

Consider these related Infilink products in your network planning

- Infilink FO cables
- Infilink FO adapters
- Infilink FO pigtails
- Infilink FO connectors
- Infilink FO patch panels

Fiber optic pigtail features:

- Compliance with Telcordia, ANSI, IEC, TIA/EIA specifications
- Low insertion loss & back reflection
- One-piece construction & pull-proof design
- Free-floating ceramic ferrule
- Corrosion-resistant body
- UL-rated plastic housing and boots in a variety of colors

SPECIFICATIONS	PERFORMANCE
• Operating Temperature	-30°C to 75°C
• Storage Temperature	-40°C to 85°C
• Insertion loss (dB)	SM <=0.2
• Insertion loss (dB)	MM <=0.3
• Return loss (dB)	SM (PC) >=50C.2
• Return loss (dB)	SM (APC) >=60
• Exchangeability (dB)	<=0.2
• Repeatability (dB)	<=0.2
• Durability (dB)	<= 0.2 typical change, 1,000 mating

ORDER CODES	
Infilink FO Pigtail SC/PC, SM 9/125, 0.9mm jacket, 1m	IP-PF931
Infilink FO Pigtail SC/PC, MM 50/125, 0.9mm jacket, 1m	IP-PF531
Infilink FO Pigtail LC/PC, SM 9/125, 0.9mm jacket, 1m	IP-PF901
Infilink FO Pigtail LC/PC, MM 50/125, 0.9mm jacket, 1m	IP-PF501

Fiber Optic Patch Panels



Infilink Rack Mount Fiber Enclosures are designed to provide optimal protection for any fiber optic applications. The enclosures are suited for 19" wide racks and come in a powder-coated steel design with an integrated latching system. Each enclosure includes cable routing spools and splice trays. Included with the enclosures are zip ties, cable routing clamps, mounting screws, fiber splice sleeves and installation instructions, and are offered in SC and LC 12, 24, 48 & 96 links varieties.

Fiber optic patch panel features:

- fully loaded with single mode or multimode Couplers
- fully loaded with single mode or multimode pigtail in SC, LC, or APC varieties
- Insertion loss: typically <0.10 dB (LC); 0.20 dB (SC)
- Return loss: >20dB
- TIA/EIA-568-B.3 compliant
- Used primarily for high-speed data communications such as Gigabit, or 10 Gbps Ethernet
- Power-coated steel
- Oven-baked finish



Key Features

- 19-inch rack, cabinets mountable
- Patch Panels are available in different types of adapters SC, LC, ST, FC
- Patch Panels have variety of OM2, OM3 and OS1
- Patch Panels are available in Duplex and Simplex
- Patch Panels can be unloaded or fully loaded with adapters, pigtails and cassettes
- Application: Telecommunications subscribers loop, Fiber to The Home, LAN/WAN, CATV

Companion Products

Consider these related Infilink products in your network planning:

- Infilink FO cables
- Infilink FO connectors
- Infilink FO patch cords
- Infilink FO pigtails
- Infilink FO adaptors
- Infilink MPO solution

- Material: Steel housing with epoxy powder coating, black color or any customized color
- Slide Type, Easily pull out without dismantlement from Rack
- Splice Tray up to 24 splicing per tray
- Rear section accommodates cable entry and holder
- Adapter panel for ease of installation, inspection and testing
- Available in different sizes:
 - 12 or 24 port(1U)
 - 36 or 48 ports (2U)
 - 60 to 72 ports(3U)
 - 96 ports(4U)

SPECIFICATIONS	PERFORMANCE
• Operating Temperature	-30°C to 75°C
• Storage Temperature	-40°C to 85°C

ORDER CODES		
Infilink FO Patch Panel [Black]	12SC Duplex 9/125 with Pigtail	IP-FT932B
Infilink FO Patch Panel [Black]	24SC Simplex 9/125 with Pigtail	IP-FT931B
Infilink FO Patch Panel [Black]	12LC Duplex 9/125 with Pigtail	IP-FT902B
Infilink FO Patch Panel [Black]	24LC Duplex 9/125 with Pigtail	IP-FT904B
Infilink FO Patch Panel [Black]	12SC Duplex 50/125 with Pigtail	IP-FT532B
Infilink FO Patch Panel [Black]	12LC Duplex 50/125 with Pigtail	IP-FT502B
Infilink FO Patch Panel [Black]	Unloaded 12SC Duplex slide out	IP-FT5005

42U Networking Cabinet

Product Information

- Elegant look, profound technical expertise, precise dimension add value to your projects
- Easy-to-fix concentrated distribution unit into frame
- Popular front door made with smoky gray color toughened glass
- Install caster and support feet at the same time
- Strong structure with 800kg max loading
- Wire path on the top and bottom can be closed, and wire holes dimension can be changed as requested
- Optional bottom seat for stable stand, bottom wiring and bottom cold ventilation
- Side door and rear/front door can be taken down easily

Product Specifications

- steel frame, vented front door and rear door accelerate the Convection inside
- Smoked plexiglass front door, color is optional
- Removable side panels
- Leveling feet or castors
- Max. Static load: 800 kg
- Max. Dynamic load: 350 kg
- Width: 600, 800 mm
- Depth: 600, 800 mm



Key Features

- 19" Standard Installation
- Side doors with locks
- Various optional accessories

Companion Products

Consider these related Infilink products in your network planning:

- Networking Cabinet- 16U
- Networking Cabinet- 12U
- Networking Cabinet- 4U
- Networking Cabinet Accessories

9U Networking Cabinet

Product Information

- Frame structure, max loading of 60 kg
- Quick-open side door easy to install and maintain
- Top and bottom wire path
- Wall and stand installation type
- Optional caster and support feet for stand installing
- Quick wall mounting



Product Specifications

- Double-section structure
- Removable side door for easy installing and maintaining
- Optional cable entrances through top and bottom plates
- Cooling fans can be installed for special requirements
- Thickness: Mounting Rails 2.0mm, others 1.2mm



IP-NC1508



IP-NC1P



**IP-NC100B
IP-NC120B
IP-NC140B**



IP-NC1503



IP-NC1504

IP-DFJ021



IP-NC1501



IP-NC1502

IP-DFJ022



Key Features

- All trays are 19" Standard
- High-quality finishing

Companion Products

Consider these related Infilink products in your network planning

- Networking Cabinet - 42U
- Networking Cabinet - 27U
- Networking Cabinet - 16U
- Networking Cabinet - 12U
- Networking Cabinet - 9U
- Networking Cabinet - 4U



IP-NC220A/IP-NC110A



IP-NC6P01



IP-NC6P02



IP-NC6P03

Infilink manufactures state-of-the-art MPO fiber optic cassettes that are composed of high-density preterminated fiber optic system designed exclusively for Data Centers, storage area networks, and local area networks. **Infilink** Fiber Optic Plug and Play (PnP) cassettes are designed with pre-terminated fiber and multi-fiber Plug-in Connectors (MPO). This allows the quick addition of new devices in a computerized system, without the need for reconfiguration or manual installation of other external devices. Internally, each fiber is routed and connected within the cassette to its appropriate port on the front end of the unit. Using **Infilink's** fiber cassettes enable the end user to save significant amounts of time. **Infilink** Cassettes are offered in OM2 (50/125), OM3 (50/125) & Singlemode OS1 (9/125) models.



Infilink Optical Fiber MPO Cassettes offer:

- Low insertion loss
- No polishing (Pre-terminated)
- High return loss (low amounts of reflection at the interface)
- Ease of installation
- Reliable
- Low environmental sensitivity
- Plug and Play
- Material: Steel housing with epoxy powder coating, black color or any customized color
- Can be easily affixed to Infilink MPO® patch panels
- Factory terminated and tested
- Available with 12 or 24 LC or SC connectors

Key Features

- Small, compact with high density
- Future Proof for 10G applications
- Fast deployment saves cost of installation
- Application: Data Centers and critical environments
- High density up to 24 FO cores in each cassette
- No need to splice, cleave, polish
- Extended Warranty

Companion Products

Consider these related Infilink products in your network planning:

- Infilink FO cables
- Infilink FO connectors
- Infilink FO patch cords
- Infilink FO pigtailed
- Infilink FO adaptors
- Infilink MPO® Patch Panels
- Infilink MPO® trunk cable

SPECIFICATIONS	PERFORMANCE
• Operating Temperature	-30°C to 75°C
• Storage Temperature	-40°C to 85°C

Infilink MPO® CASSETTE ORDER CODES

IP - MPC -			
Channel Count	2 - 12 Fiber 4 - 24 fiber		
Fiber Type		5 - 50/125 9 - 9/125 0 - OM3	
		Connector Type	LCU LCA SCU SCA

MPO® Trunk & Fanout Cables



Infilink MPO cable utilizes push-pull connector housings for quick and reliable connections. The Single Mode and Multimode low-loss is achieved by using more precise MT 8-fiber ferrules and guide pins. The superior precision of the ferrule yields comparable insertion loss values to those found in standard ceramic ferrules. **Infilink** MPO connectors meet IEC and TIA/EIA standards and are ideal for mission-critical environments such as Data Centers. MPO Cables are offered in various lengths in the form of OS1, OM2, and OM3 types.



Infilink Optical Fiber MPO cables offer:

- Low insertion loss
- High return loss (low amounts of reflection at the interface)
- Ease of installation
- Plug and Play
- High Reliability
- Low environmental sensitivity
- Ease of use
- High Temperature Stability
- Quickly Exchangeable

Key Features

- Various Fiber numbers & types are available
- Future Proof for 10G applications
- Fast deployment saves cost of installation
- Application: Data Centers and critical environments
- High density up to 24 FO cores in each Trunk Cable or fanout
- No need to splice, cleave, polish
- Extended Warranty

Companion Products

Consider these related Infilink products in your network planning:

- Infilink FO cables
- Infilink FO connectors
- Infilink FO patch cords
- Infilink FO pigtails
- Infilink FO adaptors
- Infilink MPO® Patch Panels
- Infilink MPO® Cassettes

SPECIFICATIONS	SINGLE MODE	MULTI MODE
Insertion Loss	≤0.2dB	≤0.25dB
Return Loss	≥50dB (PC)	
Repeatability	≤0.1	
Durability	≤0.2dB typical change 1000 mating	
Interchangeability	≤0.2dB	
Tensile Strength	>10Kg	

SPECIFICATIONS	PERFORMANCE
• Operating Temperature	-40°C to 85°C
• Storage Temperature	-40°C to 85°C

Connector Code	Fiber Type	Fiber Number	Length(M)
Male	9/125 um (SM)	4-fiber	customized
Female	50/125 um (MM)	8-fiber	
		12-fiber	
		16-fiber	
		24-fiber	

MPO® Patch Panel



Infilink's Rack Mount MPO Fiber Enclosures are designed to provide optimal protection for any fiber optic applications. The enclosures are suited for 19" wide racks, and come in a powder-coated steel design with an integrated latching system. Each enclosure can support up to 3 MPO Cassettes, which can be locked into place without the need to access the Enclosure from back side of rack.

Front Cassettes snap mechanism allows IT managers the flexibility to add and remove cassettes easily, which saves valuable Data Center availability and uptime.



Key Features

- Small, compact with high density
- Future Proof for 10G applications
- Fast deployment saves cost of installation
- Application: Data Centers and critical environments
- High density up to 24 FO cores in each cassette
- No need to splice, cleave, polish
- Extended Warranty

Companion Products

Consider these related Infilink products in your network planning:

- Infilink FO cables
- Infilink FO connectors
- Infilink FO patch cords
- Infilink FO pigtailed
- Infilink FO adaptors
- Infilink MPO® Cassettes
- Infilink MPO® trunk cable

Fiber optic patch panel features:

- Powder-coated steel
- Oven-baked finish
- Support of 72 Fiber links in 1U
- Used primarily for high speed data communications such as Gigabit, or 10 Gbps Ethernet
- Front Cassette Snap mechanism
- Material: Steel housing with epoxy powder coating, black or any customized color
- Slide Type, Easily pull out without dismantling from Rack
- Rear section accommodates cable entry and holder
- Adapter panel (cassette) for ease of installation and inspection
- Accommodates three Infilink MPO cassettes in 1U

SPECIFICATIONS

- Operating Temperature
- Storage Temperature

PERFORMANCE

- 30°C to 75°C
- 40°C to 85°C

ORDER CODES

Infilink MPO Patch Panel [Black] accommodates 3 Cassettes

IP-PPMPO3C

Crimping and Punch Down Tool



The high performance Crimping Tool, for Networking and Telephony Applications

Termination Tools are the essential instruments any field support installers look forward to. They are highly compact and serve a multitude of purposes. All the tools are heavy duty and can sustain extensive use in the field. For your variety of network needs, the **Infilink** Crimping Tool is a tool specifically designed to maintain network accessories. Our professional crimp tool IP-CT001 crimps, strips, and cuts cable for 6 and 8 position modular plugs. The crimp tool offers a reliable, easy-to-use, and affordable solution to meet immediate cutting needs. Our professional ratchet crimp tool delivers convenience at a very economical price and is designed to be used with 8P8C/RJ-45, 6P6C/RJ-12 and 6P4C/RJ-11 connectors.



Key Features

- Single tool for Strip, Cut and Crimping of Connectors
- Heavy duty Steel construction
- Ideal for Networking and IP Telephony applications
- Extended Warranty

SPECIFICATIONS	PERFORMANCE
PHYSICAL	
• Body	7 ½" Steel Construction
• Mechanism	Ratchet
• Cable range	22 – 26 AWG round or Flat

Key Features

- Two Positions, high and low impact for better connectivity
- All Steel replaceable blade
- Ideal for Networking and IP Telephony applications
- Extended Warranty

The high performance Punch Down Tool for onsite termination applications

Infilink Termination Tools are the essential instruments any field support installer looks forward to having. They are highly compact and serve multitude of purposes. All the tools are heavy duty and can sustain extensive use in the field. Infilink professional punch down tool, TC-PD001 with 110 blades, inserts and cuts terminations in one operation. Adjustable high and low actuation setting accommodates termination requirements or user preference. With spare storage that helps prevent blade loss, the precision blades are conveniently interchangeable. The punch down tool offers reliable, easy-to-use operation at an affordable prices.



Companion Products

Consider these related Infilink products in your network planning

- Infilink RJ-45 Connectors
- Infilink patch panels
- Infilink CAT-5e & 6 Cables
- Infilink faceplates
- Infilink Wall Boxes
- Infilink Keystone Jacks
- Infilink CAT-6 Connectivity

SPECIFICATIONS	PERFORMANCE
PHYSICAL	
• Body	7 ½" Steel Construction
• Blade	Replaceable steel 110 type
• Impact	Variable (Hi – Low)
ORDER CODES	
Infilink-Crimping Tool	IP-CT001
Infilink-Impact variable speed punch down tool with 110 blades	IP-PD001

Crimping and Punch Down Tool

The high performance Crimping Tool for Networking and Telephony Applications

Termination Tools are the essential instruments any field support installers look forward to having. They are highly compact and serve a multitude of purposes. All the tools are heavy duty and can sustain extensive use in the field. For your variety of network needs, the **Infilink** Crimping Tool is a tool specifically designed to maintain network accessories. Our professional crimp tool IP-CT8P crimps, strips, and cuts cable for 8 position modular plugs. The crimp tool offers a reliable, easy-to-use, and affordable solution to meet immediate cutting needs. Our professional ratchet crimp tool delivers convenience at a very economical price and is designed to be used with 8P8C/RJ-45 connectors.



Key Features

- Single tool for Strip, Cut and Crimping of Connectors
- Heavy duty Steel construction
- Ideal for Networking and IP Telephony applications
- Extended Warranty

SPECIFICATIONS	PERFORMANCE
PHYSICAL	
• Body	7 1/2" Steel Construction
• Mechanism	Ratchet
• Cable range	22 – 26 AWG round or Flat



Infilink EZ Tools for High Performance Module Terminator and Cutter (For GVS)

Key Features

- All Steel replaceable blade
- Ideal for High End Networking and IP Telephony applications
- All Pins will punch and cut same time
- Extended Warranty

Infilink EZ tools for high performance Termination Tools is the essential instrument any field support installer, looks forward to having. They are highly compact and serve multitude of purposes. All the tools are heavy duty and can sustain extensive use in the field. Using this tool provides optimum performance which is only available with special Keystone Jack that is designed for use with Infilink EZ Tools.



Companion Products

Consider these related Infilink products in your network planning

- Infilink RJ-45 Connectors
- Infilink patch panels
- Infilink CAT-5e & 6 Cables
- Infilink faceplates
- Infilink Wall Boxes
- Infilink Keystone Jacks
- Infilink CAT-6 Connectivity

SPECIFICATIONS	PERFORMANCE
PHYSICAL	
• Body	Plastic and Heavy Duty Steel
ORDER CODES	
Infilink-Crimping Tool	IP-CT8P
<i>Infilink EZ Tools for High Performance Module Terminator and Cutter (For GVS)</i>	IP-EZT

Installation Tool Kit, Tester & Probe Tracing

The affordable and high performance Installation toolkit

Perfect for Network technician or professional.
A complete design for cabling solution.
Includes remote cable tester for most cabling system before or after system is installed.

The affordable and high performance cable tester and tone generator plus probe to find cable pathway for or home and office use.

The **Infilink** Cable testers, including Cable Tracer features:

- Identify on live circuit condition (Ring, Busy, Clear) of tel line
- Multi Function tester for (Off live circuit) tel line (6P2C) and Pares
- Enhance tone signal output
- Sensitive signal detect to be probe for Pairs Wire Tracer
- Smart Operating Control Panel to be switchless for function settings



Key Features

- Tester
- Termination Tools
- Punch Down Tools
- Free jack and Boot Cover

Companion Products

Consider these related Infilink products in your network planning

- Infilink Patch Panels
- Infilink Cat-6 Cables
- Infilink RJ-45 Connectors
- Infilink Faceplates
- Infilink Wall Boxes
- Infilink Boot Covers

SPECIFICATIONS	PERFORMANCE
Tester Port	RJ45 and BNC
MECHANICAL	
• Punch Down Tools	66 and 110
• Cable Stripper	Included
PHYSICAL	
Electrical	
• Plug Type	RJ 45 and RJ 11
• Power LED	Yes
• Power Switch	Yes
• Indicator LEDs	Continuity and Standby

ORDER CODES	
Infilink 92 Piece LAN Cable Tester Tool Kit	IP-92PTKIT01
Infilink Cable Tester For Rj11/Rj45 Modular Plug	IP-RJ1145CT61
Infilink Tone & Probe Tracing Kit With Led Flash, Tone Generator & Probe Kit	IP-TPTK001

infilink
TECHNOLOGIES

Company Profile

Voice-Telephone System

Connectors and Outlets

Copper UTP Cables

Copper Shielded Twisted Pair Cables

Copper Cable Assemblies

Copper Patch Panels

Fiber Optic Cables (OM2, OM3, OS1)

Fiber Optic Accessories

Fiber Optics Cable assemblies

Fiber Optic Cable panels and enclosures

Networking Cabinets & Cable management

Data Center Solutions

Tools

Glossary

PoE Gigabit Injector 16 port

Infilink 16-port gigabit PoE injector panel is used to provide PoE for 10/100/1000 Mbit/s Ethernet. The upper RJ45 sockets is for LAN/Switch/PC connection and the lower RJ45 sockets are to deliver data and power to POE devices. Passive PoE is a combination of 16 sets of two RJ45 sockets and two 48V DC power jacks.

Input power requires 120W or more DC power, the total PoE output power must be lower than the MAX output power of power adapter. If not, it is necessary to consider using higher power adapter. The recommended formula for calculating maximum power requirement of PoE power injector is 15W per RJ45 set (1 set = 2 x RJ45 sockets). For example, 16 x 15W = 240W for 16-port Passive PoE panel.



LED Indicator

5 LED status indicators

One Master Power and four for each group of sockets

1-4 socket of LED1	5-8 socket of LED2	9-12 socket of LED3	13-16 socket of LED4
Port current 0-20ma	OFF	OFF	OFF
Port current 0-400ma	GREEN	GREEN	GREEN
Port current >400ma	YELLOW	YELLOW	YELLOW

Key Features

- Uses 10/100/1000M Ethernet
- Flexible power(DC 18 - 57V)
- For 1'U high standard rack mount
- 5 LED status indicators
- Used with any Ethernet switch
- 650ma automatic resettable fuse on each port
- Supports IEEE 802.3at or 802.3af devices
 - o Mode A operation-minus on pins1/2,plus on 3/6 (802.3af/at)
 - o Mode B operation-minus on pins7/8,plus on 4/5 (Mikrotik,UBNT)
- Ideal for IP cameras,VOIP phone,WiFi Access Points

Companion Products

Consider these related Infilink products in your network planning

- Infilink Cat-5e & 6 Cables
- Infilink RJ-45 Connectors
- Infilink Faceplates
- Infilink Wall Boxes
- Infilink Boot Covers
- Infilink Patch Cables
- Infilink Cat-6 Connectivity

SPECIFICATIONS

Compliance
CE Approval
Connectors
Data/PoE out
Power inlet

Power
AC input voltage rating:
Output PoE
Size
Weight

Input
Output
Data
Power
Data In Connects
Weight 16 Port
Case of material
Ethernet Cable
Data rate
Connector
Operating Temperature
Storage Temperature
Operating Humidity
Storage Humidity
Certification

PERFORMANCE

FCC
Yes
Data in: (16) RJ-45 (10/100/1000);
(16) RJ-45 (10/100/1000);
Adapter (2-pin)

AC input voltage range: 90-264 VAC;
100-240 VAC, 47-63 Hz;
15.4 W per port
(1U) x 482.6mm x 44.3mm x 52 mm)
1.3 kg

100-240Vac (18-57V Dc In)
18-57V
1/2&3/6&4/5&7/8
3/6+ & 1/2- ,4/5+&7/8-
PC/HUB/Switch
1.3Kg
metal work material
TIA/EIA 568 Cat. 5
10/100/1000Mbps
RJ-45
0°C ~ 40°C
-40°C~+70°C
10%~80%RH
5%~90%RH
CE FCC

ORDER CODES

Infilink 16-Port Gigabit 48V/120W PoE Injector

IP-PPGPOE16

PoE Injector 16 port

Infilink 16-port PoE injector panel is used to provide PoE for 10/100 Mbit/s Ethernet. The upper RJ45 sockets is for LAN/Switch/PC connection and the lower RJ45 sockets are to deliver data and power to PoE devices. Passive PoE is combination of 16 sets of two RJ45 sockets and two 48V DC power jacks.

Input power requires 160W or more DC power, the total PoE output power must be lower than the MAX output power of power adapter. If not, it is necessary to consider using higher power adapter. The recommended formula for calculating maximum power requirement of PoE power injector is 10W per RJ45 set (1 set = 2 x RJ45 sockets). For example, 16 x 10W = 160W for 16-port Passive PoE panel.



LED Indicator		
LED status indicators		
Master power LED		
POWER	4/5 (V+),7/8 (V-) GREEN	4/5 (V-),7/8 (V+) RED

Key Features

- Uses 10/100M Ethernet
- Flexible power(DC 24 - 57V)
- For 1'U high standard rack mount
- LED status indicators
- Used with any Ethernet switch
- Ideal for IP cameras,VOIP phone,WiFi Access Points

Companion Products

Consider these related Infilink products in your network planning

- Infilink Cat-5e & 6 Cables
- Infilink RJ-45 Connectors
- Infilink Faceplates
- Infilink Wall Boxes
- Infilink Boot Covers
- Infilink Patch Cables
- Infilink Cat-6 Connectivity

SPECIFICATIONS	PERFORMANCE
Compliance	FCC
CE Approval	Yes
Connectors	Data in: (16) RJ-45 (10/100);
Data/PoE out	(16) RJ-45 (10/100);
Power inlet	Adapter (2-pin), and 3 PIN power connector
Input	100-240V AC 50/60Hz
Output	12 TO 48 V 160W (Min)
Data	1/2&3/6
Power	4/5 V+ & 7/8 VData
In Connects	PC/HUB/Switch
Weight 16	Port 1.0Kg
Dimensions	482.6mm×44.3mm×25mm
Case of material	metal work material
Ethernet Cable	TIA/EIA 568 Cat. 5
Data rate	10/100Mbps
Connector	RJ-45
Operating Temperature	0°C ~ 40°C
Storage Temperature	-40°C~+70°C
Operating Humidity	10%~80%RH
Storage Humidity	5%~90%RH
Certification	CE

ORDER CODES	
Infilink 16-Port 48V/160W PoE Injector	IP-PPPOE16

Glossary

Part Number	Page
IE-CCA6	27
IP-BC-B	21
IP-BC-GR	21
IP-BC-GY	21
IP-BC-R	21
IP-BC-Y	21
IP-CFF6A	35
IP-CSF5	32
IP-CSF6	34
IP-CT001	66
IP-CU3P100	5
IP-CU3P25	5
IP-CU3P50	5
IP-CU5ePS	28
IP-CU6P	29
IP-CU6AHP	30
IP-CU6HP	31
IP-CSF6AHP	33
IP-CT8P	67
IP-EZT	67
IP-FA502	57
IP-FA532	57
IP-FA902	57
IP-FA932	57
IP-FC5031	58
IP-FC5033	58
IP-FC5051	58
IP-FC5053	58
IP-FC5101	58
IP-FC5103	58
IP-FC9011	58
IP-FC9013	58
IP-FC9031	58
IP-FC9033	58
IP-FC9051	58
IP-FC9053	58
IP-FN501	56
IP-FN531	56
IP-FN901	56
IP-FN931	56
IP-FPAM1P	23
IP-FPAM2P	23
IP-FPAMB1	23
IP-FPAMS1	23
IP-FPAMSG1P	26
IP-FPAMSG2P	26
IP-FPFS1P	24
IP-FPBS1P	24
IP-FPBS2P	24
IP-FR29C1	50
IP-FR29C2	50
IP-FR29X1	49
IP-FR29X2	49
IP-FR29Y1	48
IP-FR29Y2	48
IP-FR51XX	51
IP-FR91YX	51
IP-FR98X12-1	52
IP-FR98X12-2	52
IP-FR99Y12-1	53
IP-FR99Y12-2	53
IP-FRX924P	54
IP-FRX924L	54
IP-FT5005	60
IP-FT502B	60
IP-FT532B	60
IP-FT902B	60
IP-FT904B	60
IP-FT931B	60
IP-FT932B	60
IP-ICUS6	20
IP-KEY-M01RDPVVC	17
IP-KLP	12
IP-KLG	12
IP-KLY	12
IP-KLO	12
IP-KS51	7
IP-KS51-W1	8
IP-KS6	10
IP-KS6-180	11
IP-KS6AS	15
IP-KS6S	14
IP-KS6-W1	9
IP-KS6AHP180	16
IP-KS6AHP90	16
IP-KS6AHPT	13
IP-MBX01	25
IP-NC100B	62
IP-NC110A	62
IP-NC120B	62
IP-NC140B	62
IP-NC1501	62

Part Number	Page
IP-NC1502	62
IP-NC1503	62
IP-NC1504	62
IP-NC1508	62
IP-NC1P	62
IP-NC220A	62
IP-NC6P01	62
IP-NC6P02	62
IP-NC6P03	62
IP-PC505BK	36
IP-PC505GY	36
IP-PC510B	36
IP-PC510GR	36
IP-PC510GY	36
IP-PC510R	36
IP-PC510Y	36
IP-PC511GY	36
IP-PC520B	36
IP-PC520GR	36
IP-PC520GY	36
IP-PC520R	36
IP-PC520Y	36
IP-PC530B	36
IP-PC530GR	36
IP-PC530GY	36
IP-PC530R	36
IP-PC530Y	36
IP-PC550GY	36
IP-PC603GY	37
IP-PC605GY	37
IP-PC610AY	39
IP-PC610BK	37
IP-PC610GY	37
IP-PC610W	37
IP-PC611GY	37
IP-PC620AY	39
IP-PC620BK	37
IP-PC620GY	37
IP-PC620W	37
IP-PC630AY	39
IP-PC630BK	37
IP-PC630GY	37
IP-PC630W	37
IP-PC650GY	37
IP-PCSF605GY	38
IP-PCSF610GY	38
IP-PCSF630GY	38
IP-PCSF650GY	38
IP-PCDF610GY	38
IP-PD001	66
IP-PF501	59
IP-PF531	59
IP-PF901	59
IP-PF931	59
IP-PP16	45
IP-PP325	6
IP-PP350	6
IP-PP524S	41
IP-PP5E16	40
IP-PP5E24	40
IP-PP5E48	40
IP-PP616	42
IP-PP624	42
IP-PP624S	43
IP-PP624X	42
IP-PP624UMA	46
IP-PP624SUMA	46
IP-PP6A24U	47
IP-PP648	42
IP-PP6A24S	44
IP-PPMPO3C	65
IP-PPUM24	46
IP-PPGPOE16	69
IP-PPPOE16	70
IP-PR001	19
IP-RJ1145CT61	68
IP-SB5E1L	25
IP-SB5E1P	25
IP-SERJ45	21
IP-SERJ645	22
IP-SERJBC6A45	22
IP-SSP	12
IP-SSG	12
IP-SSO	12
IP-SSY	12
IP-TPTK001	68
IP-92PTKIT01	68
IP-6KTVNK-F1MT	18
IP-6KTVNK-F1MTZ	17
IP-DFJ022	62
IP-DFJ021	62

Visit our homepage for more and updated information such as:

- * Product and company news
- * Professional articles
- * Trade fairs, seminars and road shows
- * Texts for tender invitations
- * Standardizations & Certification
- * Collecting loyalty points



Additional information, test results and datasheets for fiber optic and copper cabling systems are available online at www.infilinktechnologies.com

Infinite Ways to Link ...



Infilink Technologies,
San Rafael, California, U.S.A.